

Product Datasheet

TFCP2 Antibody - Azide and BSA Free H00007024-B01P

Unit Size: 0.05 mg

Aliquot and store at -20C or -80C. Avoid freeze-thaw cycles.

www.novusbio.com



technical@novusbio.com

Protocols, Publications, Related Products, Reviews, Research Tools and Images at:
www.novusbio.com/H00007024-B01P

Updated 2/21/2025 v.20.1

Earn rewards for product
reviews and publications.

Submit a publication at www.novusbio.com/publications

Submit a review at www.novusbio.com/reviews/destination/H00007024-B01P



H00007024-B01P

TFCP2 Antibody - Azide and BSA Free

Product Information	
Unit Size	0.05 mg
Concentration	Concentrations vary lot to lot. See vial label for concentration. If unlisted please contact technical services.
Storage	Aliquot and store at -20C or -80C. Avoid freeze-thaw cycles.
Clonality	Polyclonal
Preservative	No Preservative
Isotype	IgG
Purity	Protein A purified
Buffer	PBS (pH 7.4)

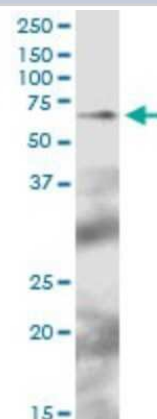
Product Description	
Description	Quality control test: Antibody reactive against mammalian transfected lysate.
Host	Mouse
Gene ID	7024
Gene Symbol	TFCP2
Species	Human, Mouse, Rat
Reactivity Notes	Please note that this antibody is reactive to Mouse and derived from the same host, Mouse. Additional Mouse on Mouse blocking steps may be required for IHC and ICC experiments. Please contact Technical Support for more information.
Specificity/Sensitivity	TFCP2 - transcription factor CP2,
Immunogen	TFCP2 (NP_005644.2, 1 a.a. - 502 a.a.) full-length human protein. MAWALKLPLADEVIESGLVQDFDASLSGIGQELGAGAYSMSDVLALPIFKQEEES SLPPDNENKILPFQYVLCAATSPAVKLHDETLTYLNQGQSYEIRMLDNRKLDEL PEINGKLVKSIFRVVFHDDRRLQYTEHQQLGWRWNRPGDRILDIDIPMSVGIIDP RANPTQLNTVEFLWDPKRTSVFIQVHCISTEFTMRKHGGEKGVPRVQIDTFK ENENGEYTEHLHSASCQIKVFKPKGADRKQKTDREKMEKRTPEHEKEYQPSY ETITLTCSPWPEITYVNNSPSPGFNSSHSSFSLGEGNGSPNHQPEPPPPVTD NLLPTTTPQEAQQWLHRNRFSTFTRLFTNFSGADLLKLTRDDVIQICGPADGIRL FNALKGRMVRPRLTIYVCQESLQLREQQQQQQQQQKHEDGDSNGTFFVYH AIYLEELTAVELTEKIAQLFSISPCQISQIYKQGPTGIHVLISDEMIQNFQEEACFIL DTMKAETNDSYHIILK
Notes	This product is produced by and distributed for Abnova, a company based in Taiwan.

Product Application Details	
Applications	Western Blot
Recommended Dilutions	Western Blot
Application Notes	Antibody reactivity against Recombinant Protein with GST tag on ELISA and WB and also on transfected lysate in WB. GST tag alone is used as a negative control.




Images

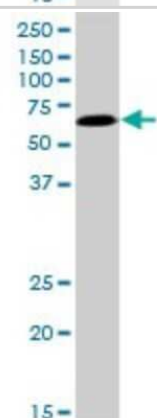
Western Blot: TFCP2 Antibody [H00007024-B01P] - Analysis of TFCP2 expression in NIH/3T3.



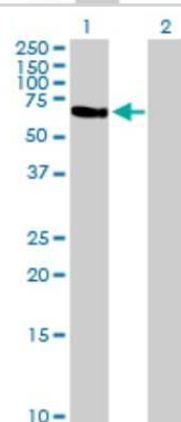
Western Blot: TFCP2 Antibody [H00007024-B01P] - Analysis of TFCP2 expression in PC-12.



Western Blot: TFCP2 Antibody [H00007024-B01P] - Analysis of TFCP2 expression in Hela S3 NE.



Western Blot: TFCP2 Antibody [H00007024-B01P] - Analysis of TFCP2 expression in transfected 293T cell line by TFCP2 polyclonal antibody. Lane 1: TFCP2 transfected lysate(55.22 KDa). Lane 2: Non-transfected lysate.





Novus Biologicals USA

10730 E. Briarwood Avenue
Centennial, CO 80112
USA
Phone: 303.730.1950
Toll Free: 1.888.506.6887
Fax: 303.730.1966
nb-customerservice@bio-techne.com

Bio-Techne Canada

21 Canmotor Ave
Toronto, ON M8Z 4E6
Canada
Phone: 905.827.6400
Toll Free: 855.668.8722
Fax: 905.827.6402
canada.inquires@bio-techne.com

Bio-Techne Ltd

19 Barton Lane
Abingdon Science Park
Abingdon, OX14 3NB, United Kingdom
Phone: (44) (0) 1235 529449
Free Phone: 0800 37 34 15
Fax: (44) (0) 1235 533420
info.EMEA@bio-techne.com

General Contact Information

www.novusbio.com
Technical Support: nb-technical@bio-techne.com
Orders: nb-customerservice@bio-techne.com
General: novus@novusbio.com

Products Related to H00007024-B01P

HAF007	Goat anti-Mouse IgG Secondary Antibody [HRP]
NB720-B	Rabbit anti-Mouse IgG (H+L) Secondary Antibody [Biotin]
NBP1-97019-5mg	Mouse IgG Isotype Control
NBP2-55972PEP	TFCP2 Recombinant Protein Antigen

Limitations

This product is for research use only and is not approved for use in humans or in clinical diagnosis. Primary Antibodies are guaranteed for 1 year from date of receipt.

For more information on our 100% guarantee, please visit www.novusbio.com/guarantee

Earn gift cards/discounts by submitting a review: www.novusbio.com/reviews/submit/H00007024-B01P

Earn gift cards/discounts by submitting a publication using this product:
www.novusbio.com/publications

