

# Product Datasheet

## TACE/ADAM17 Antibody (1F6)

### H00006868-M01

Unit Size: 0.1 mg

Aliquot and store at -20C or -80C. Avoid freeze-thaw cycles.

[www.novusbio.com](http://www.novusbio.com)



[technical@novusbio.com](mailto:technical@novusbio.com)

#### Publications: 1

Protocols, Publications, Related Products, Reviews, Research Tools and Images at:  
[www.novusbio.com/H00006868-M01](http://www.novusbio.com/H00006868-M01)

Updated 7/16/2023 v.20.1

Earn rewards for product  
reviews and publications.

Submit a publication at [www.novusbio.com/publications](http://www.novusbio.com/publications)

Submit a review at [www.novusbio.com/reviews/destination/H00006868-M01](http://www.novusbio.com/reviews/destination/H00006868-M01)



**H00006868-M01**


TACE/ADAM17 Antibody (1F6)

Product Information	
Unit Size	0.1 mg
Concentration	Concentrations vary lot to lot. See vial label for concentration. If unlisted please contact technical services.
Storage	Aliquot and store at -20C or -80C. Avoid freeze-thaw cycles.
Clonality	Monoclonal
Clone	1F6
Preservative	No Preservative
Isotype	IgG2b Kappa
Purity	IgG purified
Buffer	In 1x PBS, pH 7.4
Product Description	
Description	Quality control test: Antibody Reactive Against Recombinant Protein.
Host	Mouse
Gene ID	6868
Gene Symbol	ADAM17
Species	Human
Specificity/Sensitivity	ADAM17 - a disintegrin and metalloproteinase domain 17 (tumor necrosis factor, alpha, converting enzyme)
Immunogen	ADAM17 (NP_003174, 215 a.a. ~ 314 a.a) partial recombinant protein with GST tag. MW of the GST tag alone is 26 KDa. RADPDPMKNTCKLLVVADHRFYRYMGRGEESTTTNYLIELIDRVDDIYRNTSW DNAGFKGYGIQIEQIRILKSPQEVKPGEKHYNMAKSYPNEEKDAWDV
Notes	This product is produced by and distributed for Abnova, a company based in Taiwan.
Product Application Details	
Applications	Western Blot, ELISA, Immunohistochemistry, Immunohistochemistry-Paraffin, Proximity Ligation Assay
Recommended Dilutions	Western Blot, ELISA, Immunohistochemistry, Immunohistochemistry-Paraffin, Proximity Ligation Assay
Application Notes	Antibody reactivity against recombinant protein for WB.

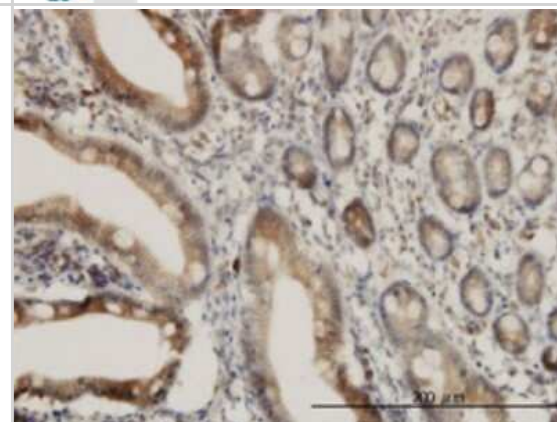


## Images

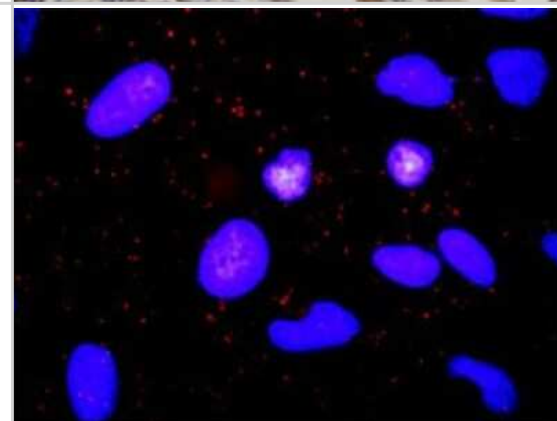
Western Blot: TACE/ADAM17 Antibody (1F6) [H00006868-M01] - ADAM17 monoclonal antibody (M01), clone 1F6. Analysis of ADAM17 expression in human spleen.



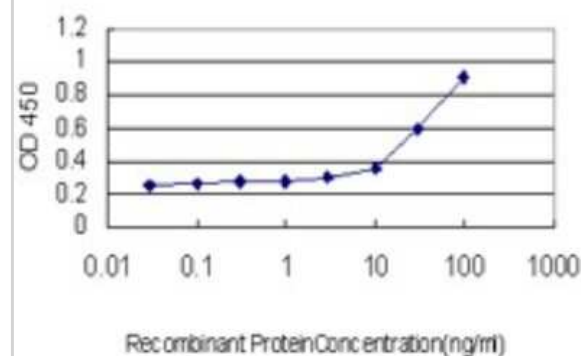
Immunohistochemistry-Paraffin: TACE/ADAM17 Antibody (1F6) [H00006868-M01] - Analysis of monoclonal antibody to ADAM17 on formalin-fixed paraffin-embedded human small Intestine. Antibody concentration 3 ug/ml.



Proximity Ligation Assay: TACE/ADAM17 Antibody (1F6) [H00006868-M01] - Analysis of protein-protein interactions between TGFA and ADAM17. HeLa cells were stained with anti-TGFA rabbit purified polyclonal 1:1200 and anti-ADAM17 mouse monoclonal antibody 1:50. Each red dot represents the detection of protein-protein interaction complex, and nuclei were counterstained with DAPI (blue).



ELISA: TACE/ADAM17 Antibody (1F6) [H00006868-M01] - Detection limit for recombinant GST tagged ADAM17 is approximately 3ng/ml as a capture antibody.



## Publications

Kahlert C, Weber H, Mogler C et al. Increased expression of ALCAM/CD166 in pancreatic cancer is an independent prognostic marker for poor survival and early tumour relapse. Br J Cancer 2009-08-04 [PMID: 19603023]



### **Novus Biologicals USA**

10730 E. Briarwood Avenue  
Centennial, CO 80112  
USA

Phone: 303.730.1950  
Toll Free: 1.888.506.6887  
Fax: 303.730.1966  
novus@novusbio.com

### **Bio-Techne Canada**

21 Canmotor Ave  
Toronto, ON M8Z 4E6  
Canada

Phone: 905.827.6400  
Toll Free: 855.668.8722  
Fax: 905.827.6402  
canada.inquires@bio-techne.com

### **Bio-Techne Ltd**

19 Barton Lane  
Abingdon Science Park  
Abingdon, OX14 3NB, United Kingdom  
Phone: (44) (0) 1235 529449  
Free Phone: 0800 37 34 15  
Fax: (44) (0) 1235 533420  
info.EMEA@bio-techne.com

### **General Contact Information**

www.novusbio.com  
Technical Support: technical@novusbio.com  
Orders: orders@novusbio.com  
General: novus@novusbio.com

### **Limitations**

This product is for research use only and is not approved for use in humans or in clinical diagnosis. Primary Antibodies are guaranteed for 1 year from date of receipt.

For more information on our 100% guarantee, please visit [www.novusbio.com/guarantee](http://www.novusbio.com/guarantee)

Earn gift cards/discounts by submitting a review: [www.novusbio.com/reviews/submit/H00006868-M01](http://www.novusbio.com/reviews/submit/H00006868-M01)

Earn gift cards/discounts by submitting a publication using this product:  
[www.novusbio.com/publications](http://www.novusbio.com/publications)

