

# Product Datasheet

## SSX2 Antibody (1A4) - Azide and BSA Free H00006757-M01

Unit Size: 0.1 mg

Aliquot and store at -20C or -80C. Avoid freeze-thaw cycles.

[www.novusbio.com](http://www.novusbio.com)



[technical@novusbio.com](mailto:technical@novusbio.com)

**Reviews: 1 Publications: 2**

Protocols, Publications, Related Products, Reviews, Research Tools and Images at:  
[www.novusbio.com/H00006757-M01](http://www.novusbio.com/H00006757-M01)

Updated 2/21/2025 v.20.1

**Earn rewards for product  
reviews and publications.**

Submit a publication at [www.novusbio.com/publications](http://www.novusbio.com/publications)

Submit a review at [www.novusbio.com/reviews/destination/H00006757-M01](http://www.novusbio.com/reviews/destination/H00006757-M01)



**H00006757-M01**

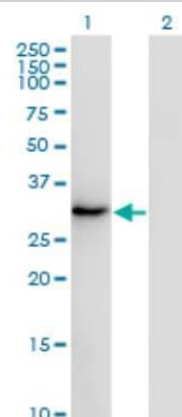
SSX2 Antibody (1A4) - Azide and BSA Free

Product Information	
Unit Size	0.1 mg
Concentration	Concentrations vary lot to lot. See vial label for concentration. If unlisted please contact technical services.
Storage	Aliquot and store at -20C or -80C. Avoid freeze-thaw cycles.
Clonality	Monoclonal
Clone	1A4
Preservative	No Preservative
Isotype	IgG2a Kappa
Purity	IgG purified
Buffer	In 1x PBS, pH 7.4
Product Description	
Description	Quality control test: Antibody Reactive Against Recombinant Protein.
Host	Mouse
Gene ID	6757
Gene Symbol	SSX2
Species	Human
Specificity/Sensitivity	SSX2 - synovial sarcoma, X breakpoint 2 (1A4)
Immunogen	SSX2 (AAH02818, 1 a.a. - 223 a.a.) full-length recombinant protein with GST tag. MW of the GST tag alone is 26 KDa. MNGDDAFARRPTVGAQIPEKIQKAFDDIAKYFSKEEWEKMKASEKIFYVYMKRK YEAMTKLGFKATLPPFMCNKRAEDFQGNDLDNDPNRGNQVERPQMTFGRLQ GISPKIMPKKPAEEGNDSEEVPEASGPQNDGKELCPPGKPTTSEKIHESGSR EAQEKEERRGTAHRWSSQNTNIGRFSLSMGAHVHGTPKTITHNRDPKGGN MPGPTDCVRENSW
Notes	This product is produced by and distributed for Abnova, a company based in Taiwan.
Product Application Details	
Applications	Western Blot, ELISA, Immunohistochemistry, Immunohistochemistry-Paraffin
Recommended Dilutions	Western Blot, ELISA, Immunohistochemistry, Immunohistochemistry-Paraffin
Application Notes	Antibody reactivity against Recombinant Protein with GST tag on ELISA and WB. GST tag alone is used as a negative control.

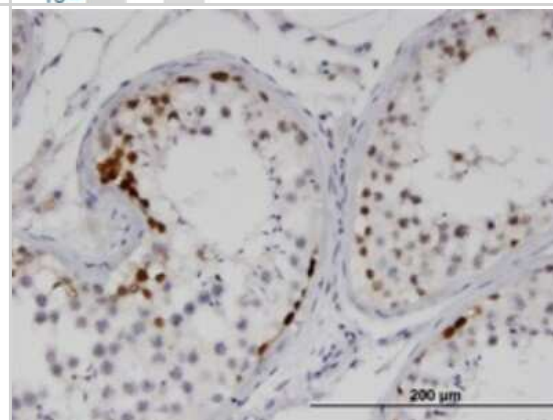


## Images

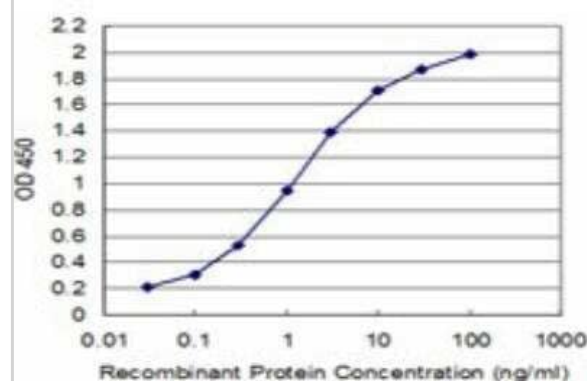
Western Blot: SSX2 Antibody (1A4) [H00006757-M01] - Analysis of SSX2 expression in transfected 293T cell line by SSX2 monoclonal antibody (M01), clone 1A4. Lane 1: SSX2 transfected lysate(25.2 KDa). Lane 2: Non-transfected lysate.



Immunohistochemistry-Paraffin: SSX2 Antibody (1A4) [H00006757-M01] - Analysis of monoclonal antibody to SSX2 on formalin-fixed paraffin-embedded human testis. Antibody concentration 1.5 ug/ml.



ELISA: SSX2 Antibody (1A4) [H00006757-M01] - Detection limit for recombinant GST tagged SSX2 is approximately 0.03ng/ml as a capture antibody.



## Publications

Smith HA, Cronk RJ, Lang JM et al. Expression and Immunotherapeutic Targeting of the SSX Family of Cancer-Testis Antigens in Prostate Cancer. Cancer Res 2011-09-07 [PMID: 21880588]

Greve KB, Pohl M, Olsen KE et al. SSX2-4 expression in early-stage non-small cell lung cancer. Tissue Antigens. 2014-03-20 [PMID: 24645645]



### **Novus Biologicals USA**

10730 E. Briarwood Avenue  
Centennial, CO 80112  
USA  
Phone: 303.730.1950  
Toll Free: 1.888.506.6887  
Fax: 303.730.1966  
nb-customerservice@bio-techne.com

### **Bio-Techne Canada**

21 Canmotor Ave  
Toronto, ON M8Z 4E6  
Canada  
Phone: 905.827.6400  
Toll Free: 855.668.8722  
Fax: 905.827.6402  
canada.inquires@bio-techne.com

### **Bio-Techne Ltd**

19 Barton Lane  
Abingdon Science Park  
Abingdon, OX14 3NB, United Kingdom  
Phone: (44) (0) 1235 529449  
Free Phone: 0800 37 34 15  
Fax: (44) (0) 1235 533420  
info.EMEA@bio-techne.com

### **General Contact Information**

www.novusbio.com  
Technical Support: nb-technical@bio-techne.com  
Orders: nb-customerservice@bio-techne.com  
General: novus@novusbio.com

### **Products Related to H00006757-M01**

---

HAF007	Goat anti-Mouse IgG Secondary Antibody [HRP]
NB720-B	Rabbit anti-Mouse IgG (H+L) Secondary Antibody [Biotin]
NBP1-96981-0.5mg	Mouse IgG2a Kappa Isotype Control (M2AK)
NBP2-51739-0.02mg	Recombinant Human SSX2 His Protein

---

### **Limitations**

This product is for research use only and is not approved for use in humans or in clinical diagnosis. Primary Antibodies are guaranteed for 1 year from date of receipt.

For more information on our 100% guarantee, please visit [www.novusbio.com/guarantee](http://www.novusbio.com/guarantee)

Earn gift cards/discounts by submitting a review: [www.novusbio.com/reviews/submit/H00006757-M01](http://www.novusbio.com/reviews/submit/H00006757-M01)

Earn gift cards/discounts by submitting a publication using this product:  
[www.novusbio.com/publications](http://www.novusbio.com/publications)

