

Product Datasheet

SPARC Antibody (1B2) H00006678-M02

Unit Size: 0.05 mg

Aliquot and store at -20C or -80C. Avoid freeze-thaw cycles.

www.novusbio.com



technical@novusbio.com

Publications: 2

Protocols, Publications, Related Products, Reviews, Research Tools and Images at:
www.novusbio.com/H00006678-M02

Updated 6/27/2023 v.20.1

Earn rewards for product
reviews and publications.

Submit a publication at www.novusbio.com/publications

Submit a review at www.novusbio.com/reviews/destination/H00006678-M02

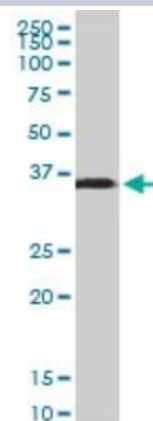


H00006678-M02**SPARC Antibody (1B2)**

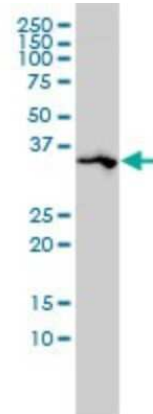
Product Information	
Unit Size	0.05 mg
Concentration	This product is unpurified. The exact concentration of antibody is not quantifiable.
Storage	Aliquot and store at -20C or -80C. Avoid freeze-thaw cycles.
Clonality	Monoclonal
Clone	1B2
Preservative	No Preservative
Isotype	IgG1 Kappa
Purity	Ascites
Buffer	In 1x PBS, pH 7.4
Product Description	
Description	Quality control test: Antibody Reactive Against Recombinant Protein.
Host	Mouse
Gene ID	6678
Gene Symbol	SPARC
Species	Human, Mouse
Specificity/Sensitivity	SPARC - secreted protein, acidic, cysteine-rich (osteonectin) (1B2)
Immunogen	SPARC (AAH04974.1, 1 a.a. ~ 303 a.a) full-length recombinant protein with GST tag. MW of the GST tag alone is 26 KDa. MRAWIFFLLCLAGRALAAPQQEALPDETEVVEETVAEVTEVSVGANPVQVEVG EFDDGAEETEEVVAENPCQNHCKHGKVCELDENNTPMCVCQDPTSCPAPI GEFEKVCSDNKTDFDSSCHFFATKCTLEGTKKGHLHLDYIGPCKYIPPCLDSE LTFPLRMRDWLKNVLVTLYERDEDNLLTEKQKLRVKKIHENEKRLEAGDHP VELLARDFEKNYNMYIFPVHWQFGQLDQHPIDGYLSHTELAPLRAPLIPMEHCT TRFFETCDLDNDKYIALDEWAGCFGIKQKDIDKDLVI
Notes	This product is produced by and distributed for Abnova, a company based in Taiwan.
Product Application Details	
Applications	Western Blot, ELISA, Immunocytochemistry/Immunofluorescence, Immunohistochemistry, Immunohistochemistry-Paraffin
Recommended Dilutions	Western Blot, ELISA, Immunohistochemistry, Immunocytochemistry/Immunofluorescence, Immunohistochemistry-Paraffin
Application Notes	IHC-P usage reported in scientific literature (PMID: 27544129).

Images

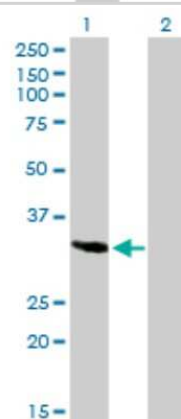
Western Blot: SPARC Antibody (1B2) [H00006678-M02] - SPARC monoclonal antibody (M02), clone 1B2. Analysis of SPARC expression in human kidney.



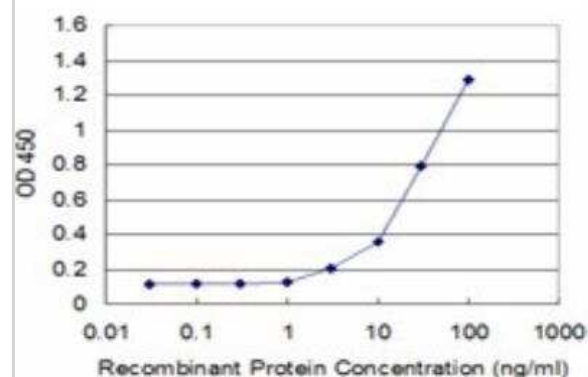
Western Blot: SPARC Antibody (1B2) [H00006678-M02] - SPARC monoclonal antibody (M02), clone 1B2 Analysis of SPARC expression in A-431.



Western Blot: SPARC Antibody (1B2) [H00006678-M02] - Analysis of SPARC expression in transfected 293T cell line by SPARC monoclonal antibody (M02), clone 1B2. Lane 1: SPARC transfected lysate (34.6 KDa). Lane 2: Non-transfected lysate.



ELISA: SPARC Antibody (1B2) [H00006678-M02] - Detection limit for recombinant GST tagged SPARC is approximately 3ng/ml as a capture antibody.



Publications

Davis EJ, Zhao L, Lucas DR et al. SPARC expression in patients with high-risk localized soft tissue sarcoma treated on a randomized phase II trial of neo/adjuvant chemotherapy. BMC Cancer. 2016-08-22 [PMID: 27544129] (IHC-P)

Piconese S, Costanza M, Tripodo C et al. The matricellular protein SPARC supports follicular dendritic cell networking toward Th17 responses. J Autoimmun. 2011-09-28 [PMID: 21962567]



Novus Biologicals USA

10730 E. Briarwood Avenue
Centennial, CO 80112
USA
Phone: 303.730.1950
Toll Free: 1.888.506.6887
Fax: 303.730.1966
novus@novusbio.com

Bio-Techne Canada

21 Canmotor Ave
Toronto, ON M8Z 4E6
Canada
Phone: 905.827.6400
Toll Free: 855.668.8722
Fax: 905.827.6402
canada.inquires@bio-techne.com

Bio-Techne Ltd

19 Barton Lane
Abingdon Science Park
Abingdon, OX14 3NB, United Kingdom
Phone: (44) (0) 1235 529449
Free Phone: 0800 37 34 15
Fax: (44) (0) 1235 533420
info.EMEA@bio-techne.com

General Contact Information

www.novusbio.com
Technical Support: technical@novusbio.com
Orders: orders@novusbio.com
General: novus@novusbio.com

Limitations

This product is for research use only and is not approved for use in humans or in clinical diagnosis. Primary Antibodies are guaranteed for 1 year from date of receipt.

For more information on our 100% guarantee, please visit www.novusbio.com/guarantee

Earn gift cards/discounts by submitting a review: www.novusbio.com/reviews/submit/H00006678-M02

Earn gift cards/discounts by submitting a publication using this product:
www.novusbio.com/publications

