

# Product Datasheet

## SP1 Antibody (4B11) H00006667-M05

Unit Size: 0.1 mg

Aliquot and store at -20C or -80C. Avoid freeze-thaw cycles.

[www.novusbio.com](http://www.novusbio.com)



[technical@novusbio.com](mailto:technical@novusbio.com)

Protocols, Publications, Related Products, Reviews, Research Tools and Images at:  
[www.novusbio.com/H00006667-M05](http://www.novusbio.com/H00006667-M05)

Updated 6/27/2023 v.20.1

Earn rewards for product  
reviews and publications.

Submit a publication at [www.novusbio.com/publications](http://www.novusbio.com/publications)

Submit a review at [www.novusbio.com/reviews/destination/H00006667-M05](http://www.novusbio.com/reviews/destination/H00006667-M05)



**H00006667-M05**

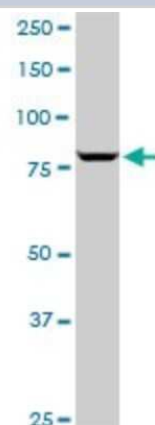
SP1 Antibody (4B11)

<b>Product Information</b>	
<b>Unit Size</b>	0.1 mg
<b>Concentration</b>	Concentrations vary lot to lot. See vial label for concentration. If unlisted please contact technical services.
<b>Storage</b>	Aliquot and store at -20C or -80C. Avoid freeze-thaw cycles.
<b>Clonality</b>	Monoclonal
<b>Clone</b>	4B11
<b>Preservative</b>	No Preservative
<b>Isotype</b>	IgG2a Kappa
<b>Purity</b>	IgG purified
<b>Buffer</b>	In 1x PBS, pH 7.4
<b>Product Description</b>	
<b>Description</b>	Quality control test: Antibody Reactive Against Recombinant Protein.
<b>Host</b>	Mouse
<b>Gene ID</b>	6667
<b>Gene Symbol</b>	SP1
<b>Species</b>	Human, Mouse
<b>Reactivity Notes</b>	Please note that this antibody is reactive to Mouse and derived from the same host, Mouse. Additional Mouse on Mouse blocking steps may be required for IHC and ICC experiments. Please contact Technical Support for more information.
<b>Specificity/Sensitivity</b>	SP1 (4B11)
<b>Immunogen</b>	SP1 (NP_612482, 522 a.a. ~ 618 a.a) partial recombinant protein with GST tag. MW of the GST tag alone is 26 KDa. QLSSMPGLQTINLSALGTSGIQVHPIQGLPLAIANAPGDHGAQLGLHGAGGDGI HDDTAGGEEGENSPDAQPQAGRRTREACTCPYCKDSEGRGSG*
<b>Notes</b>	This product is produced by and distributed for Abnova, a company based in Taiwan.
<b>Product Application Details</b>	
<b>Applications</b>	Western Blot, ELISA, Sandwich ELISA
<b>Recommended Dilutions</b>	Western Blot, ELISA, Sandwich ELISA
<b>Application Notes</b>	Antibody reactivity against cell lysate, transfected lysate and recombinant protein for WB. It has been used for ELISA.

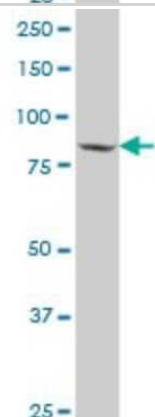


**Images**

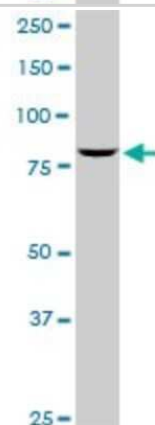
Western Blot: SP1 Antibody (4B11) [H00006667-M05] - Analysis of SP1 expression in NIH/3T3 (Cat # L018V1).




Western Blot: SP1 Antibody (4B11) [H00006667-M05] - Analysis of SP1 expression in HeLa (Cat # L013V1).



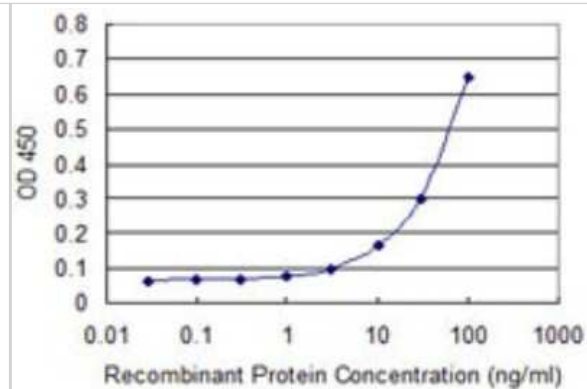
Western Blot: SP1 Antibody (4B11) [H00006667-M05] - Analysis of SP1 expression in Raw 264.7 (Cat # L024V1).



Western Blot: SP1 Antibody (4B11) [H00006667-M05] - Analysis of SP1 expression in transfected 293T cell line by SP1 monoclonal antibody (M05), clone 4B11. Lane 1: SP1 transfected lysate (80.693 KDa). Lane 2: Non-transfected lysate.



Sandwich ELISA: SP1 Antibody (4B11) [H00006667-M05] - Detection limit for recombinant GST tagged SP1 is approximately 10ng/ml as a capture antibody.





### **Novus Biologicals USA**

10730 E. Briarwood Avenue  
Centennial, CO 80112  
USA

Phone: 303.730.1950  
Toll Free: 1.888.506.6887  
Fax: 303.730.1966  
novus@novusbio.com

### **Bio-Techne Canada**

21 Canmotor Ave  
Toronto, ON M8Z 4E6  
Canada

Phone: 905.827.6400  
Toll Free: 855.668.8722  
Fax: 905.827.6402  
canada.inquires@bio-techne.com

### **Bio-Techne Ltd**

19 Barton Lane  
Abingdon Science Park  
Abingdon, OX14 3NB, United Kingdom

Phone: (44) (0) 1235 529449  
Free Phone: 0800 37 34 15  
Fax: (44) (0) 1235 533420  
info.EMEA@bio-techne.com

### **General Contact Information**

www.novusbio.com  
Technical Support: technical@novusbio.com  
Orders: orders@novusbio.com  
General: novus@novusbio.com

### **Products Related to H00006667-M05**

---

HAF007	Goat anti-Mouse IgG Secondary Antibody [HRP]
NB720-B	Rabbit anti-Mouse IgG (H+L) Secondary Antibody [Biotin]
NBP1-96981-0.5mg	Mouse IgG2a Kappa Isotype Control (M2AK)
H00006667-Q01-10ug	Recombinant Human SP1 GST (N-Term) Protein

---

### **Limitations**

This product is for research use only and is not approved for use in humans or in clinical diagnosis. Primary Antibodies are guaranteed for 1 year from date of receipt.

For more information on our 100% guarantee, please visit [www.novusbio.com/guarantee](http://www.novusbio.com/guarantee)

Earn gift cards/discounts by submitting a review: [www.novusbio.com/reviews/submit/H00006667-M05](http://www.novusbio.com/reviews/submit/H00006667-M05)

Earn gift cards/discounts by submitting a publication using this product:  
[www.novusbio.com/publications](http://www.novusbio.com/publications)

