

# Product Datasheet

## SNF5 Antibody H00006598-D01P

Unit Size: 0.1 mg

Aliquot and store at -20C or -80C. Avoid freeze-thaw cycles.

[www.novusbio.com](http://www.novusbio.com)



[technical@novusbio.com](mailto:technical@novusbio.com)

Protocols, Publications, Related Products, Reviews, Research Tools and Images at:  
[www.novusbio.com/H00006598-D01P](http://www.novusbio.com/H00006598-D01P)

Updated 6/27/2023 v.20.1

Earn rewards for product  
reviews and publications.

Submit a publication at [www.novusbio.com/publications](http://www.novusbio.com/publications)

Submit a review at [www.novusbio.com/reviews/destination/H00006598-D01P](http://www.novusbio.com/reviews/destination/H00006598-D01P)



**H00006598-D01P**

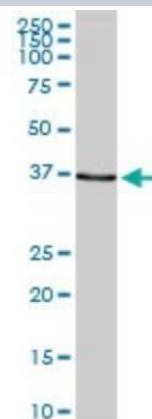
SNF5 Antibody

Product Information	
<b>Unit Size</b>	0.1 mg
<b>Concentration</b>	Concentrations vary lot to lot. See vial label for concentration. If unlisted please contact technical services.
<b>Storage</b>	Aliquot and store at -20C or -80C. Avoid freeze-thaw cycles.
<b>Clonality</b>	Polyclonal
<b>Preservative</b>	No Preservative
<b>Isotype</b>	IgG
<b>Purity</b>	Protein A purified
<b>Buffer</b>	PBS (pH 7.4)
Product Description	
<b>Description</b>	Quality control test: Antibody reactive against mammalian transfected lysate.
<b>Host</b>	Rabbit
<b>Gene ID</b>	6598
<b>Gene Symbol</b>	SMARCB1
<b>Species</b>	Human, Mouse
<b>Specificity/Sensitivity</b>	SMARCB1 - SWI/SNF related, matrix associated, actin dependent regulator of chromatin, subfamily b, member 1,
<b>Immunogen</b>	SMARCB1 (NP_003064.2, 1 a.a. - 385 a.a.) full-length human protein. MMMMALSKTFGQKPVKFQLEDDGEFYMIGSEVGNLYLRMFRGSLYKRYPSLW RRLATVEERKKIVASSHGKTKPNTKDHGYTTLATSVTLLKASEVEEILDGNDE KYKAVSISTEPPTYLREQKAKRNSQWVPTLPNSSHHLDAVPCSTTINRNRMGR DKKRTFPLCFDDHDP AVIHENASQPEVLVPIRLDMEIDGQKLRDAFTWNMNEKL MTPEMFSEILCDDLNLPLTFVPAIASAIRQQIESYPTDSILEDQSDQRVIIKLNH VGNISLVDQFEWDMSEKENSPEKFALKLCELGLGGEFVTTIAYSIRGQLSWH QKTYAFSENPLPTVEIAIRNTGDADQWCPLLETLTDAEMEKIRDQRNTRRM RRLANTAPAW
<b>Notes</b>	This product is produced by and distributed for Abnova, a company based in Taiwan.
Product Application Details	
<b>Applications</b>	Western Blot, Proximity Ligation Assay
<b>Recommended Dilutions</b>	Western Blot, Proximity Ligation Assay
<b>Application Notes</b>	Antibody reactivity against Recombinant Protein with GST tag on ELISA and WB and also on transfected lysate in WB. GST tag alone is used as a negative control.

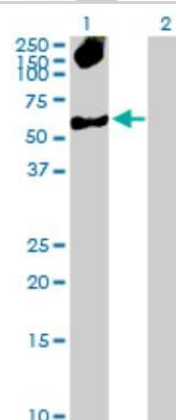


## Images

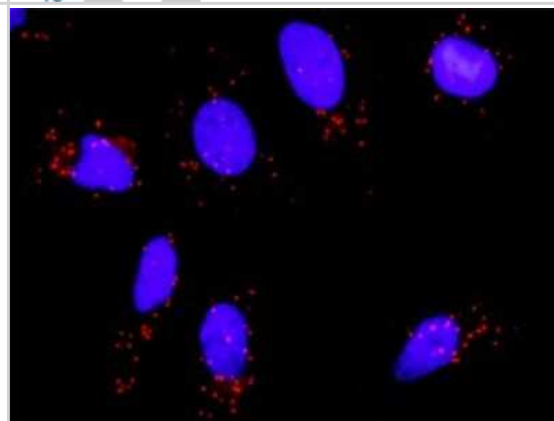
Western Blot: SNF5 Antibody [H00006598-D01P] - Analysis of SMARCB1 expression in mouse intestine.



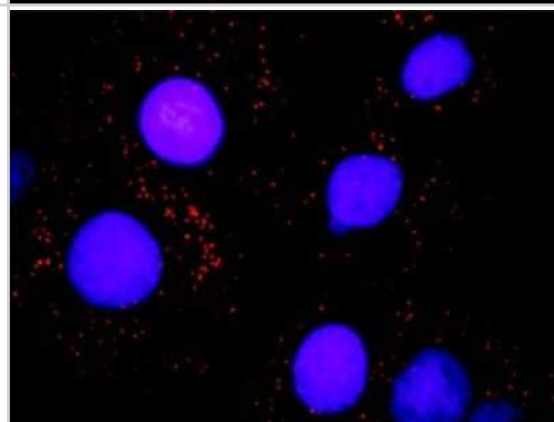
Western Blot: SNF5 Antibody [H00006598-D01P] - Analysis of SMARCB1 expression in transfected 293T cell line by SMARCB1 polyclonal antibody. Lane 1: SMARCB1 transfected lysate (44.10 kDa). Lane 2: Non-transfected lysate.



Proximity Ligation Assay: SNF5 Antibody [H00006598-D01P] - Analysis of protein-protein interactions between SMARCB1 and BAZ1B. HeLa cells were stained with anti-SMARCB1 rabbit purified polyclonal 1:1200 and anti-BAZ1B mouse monoclonal antibody 1:50. Each red dot represents the detection of protein-protein interaction complex, and nuclei were counterstained with DAPI (blue).



Proximity Ligation Assay: SNF5 Antibody [H00006598-D01P] - Analysis of protein-protein interactions between SMARCB1 and BAZ1B. Huh7 cells were stained with anti-SMARCB1 rabbit purified polyclonal 1:1200 and anti-BAZ1B mouse monoclonal antibody 1:50. Each red dot represents the detection of protein-protein interaction complex, and nuclei were counterstained with DAPI (blue).





### **Novus Biologicals USA**

10730 E. Briarwood Avenue  
Centennial, CO 80112  
USA  
Phone: 303.730.1950  
Toll Free: 1.888.506.6887  
Fax: 303.730.1966  
novus@novusbio.com

### **Bio-Techne Canada**

21 Canmotor Ave  
Toronto, ON M8Z 4E6  
Canada  
Phone: 905.827.6400  
Toll Free: 855.668.8722  
Fax: 905.827.6402  
canada.inquires@bio-techne.com

### **Bio-Techne Ltd**

19 Barton Lane  
Abingdon Science Park  
Abingdon, OX14 3NB, United Kingdom  
Phone: (44) (0) 1235 529449  
Free Phone: 0800 37 34 15  
Fax: (44) (0) 1235 533420  
info.EMEA@bio-techne.com

### **General Contact Information**

www.novusbio.com  
Technical Support: technical@novusbio.com  
Orders: orders@novusbio.com  
General: novus@novusbio.com

### **Limitations**

This product is for research use only and is not approved for use in humans or in clinical diagnosis. Primary Antibodies are guaranteed for 1 year from date of receipt.

For more information on our 100% guarantee, please visit [www.novusbio.com/guarantee](http://www.novusbio.com/guarantee)

Earn gift cards/discounts by submitting a review: [www.novusbio.com/reviews/submit/H00006598-D01P](http://www.novusbio.com/reviews/submit/H00006598-D01P)

Earn gift cards/discounts by submitting a publication using this product:  
[www.novusbio.com/publications](http://www.novusbio.com/publications)

