

# Product Datasheet

## SNF5 Antibody H00006598-B01P

Unit Size: 0.05 mg

Aliquot and store at -20C or -80C. Avoid freeze-thaw cycles.

[www.novusbio.com](http://www.novusbio.com)



[technical@novusbio.com](mailto:technical@novusbio.com)

### Publications: 1

Protocols, Publications, Related Products, Reviews, Research Tools and Images at:  
[www.novusbio.com/H00006598-B01P](http://www.novusbio.com/H00006598-B01P)

Updated 6/27/2023 v.20.1

Earn rewards for product  
reviews and publications.

Submit a publication at [www.novusbio.com/publications](http://www.novusbio.com/publications)

Submit a review at [www.novusbio.com/reviews/destination/H00006598-B01P](http://www.novusbio.com/reviews/destination/H00006598-B01P)



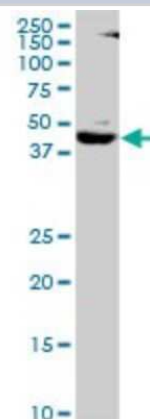
**H00006598-B01P****SNF5 Antibody**

<b>Product Information</b>	
<b>Unit Size</b>	0.05 mg
<b>Concentration</b>	Concentrations vary lot to lot. See vial label for concentration. If unlisted please contact technical services.
<b>Storage</b>	Aliquot and store at -20C or -80C. Avoid freeze-thaw cycles.
<b>Clonality</b>	Polyclonal
<b>Preservative</b>	No Preservative
<b>Isotype</b>	IgG
<b>Purity</b>	Protein A purified
<b>Buffer</b>	PBS (pH 7.4)
<b>Product Description</b>	
<b>Description</b>	Quality control test: Antibody reactive against mammalian transfected lysate.
<b>Host</b>	Mouse
<b>Gene ID</b>	6598
<b>Gene Symbol</b>	SMARCB1
<b>Species</b>	Human
<b>Specificity/Sensitivity</b>	SMARCB1 - SWI/SNF related, matrix associated, actin dependent regulator of chromatin, subfamily b, member 1,
<b>Immunogen</b>	SMARCB1 (NP_003064.2, 1 a.a. - 385 a.a.) full-length human protein. MMMMALSKTFGQKPVKFQLEDDGEFYMIGSEVGNYLRMFRGSLYKRYPSLW RRLATVEERKKIVASSHGKTKPNTKDHGYTTLATSVTLKASEVEEILDGNDE KYKAVSISTEPPTYLREQKAKRNSQWVPTLPNSSHHLDAVPCSTTINRNMGR DKKRTFPLCFDDHDP AVIHENASQPEVLVPIRLDMEIDGQKL RDAFTWNMNEKL MTPPEMFSEILCDDL DLNPLTFVPAIASAIRQQIESYPTDSILEDQSDQRV IIKLNIH VGNISLVDQFEWDMSEKENSPEKFALKLCSELGLGGEFVTTIAYSIRGQLSWH QKTYAFSENPLPTVEIAIRNTGDADQWCPLLETLTDAEMEKKIRDQDRNTRRM RRLANTAPAW
<b>Notes</b>	This product is produced by and distributed for Abnova, a company based in Taiwan.
<b>Product Application Details</b>	
<b>Applications</b>	Western Blot, Immunocytochemistry/Immunofluorescence, Immunohistochemistry, Immunohistochemistry-Paraffin
<b>Recommended Dilutions</b>	Western Blot, Immunohistochemistry, Immunocytochemistry/Immunofluorescence, Immunohistochemistry-Paraffin
<b>Application Notes</b>	Antibody reactivity against Recombinant Protein with GST tag on ELISA and WB and also on transfected lysate in WB. GST tag alone is used as a negative control. It has been used for IHC-P and IF.

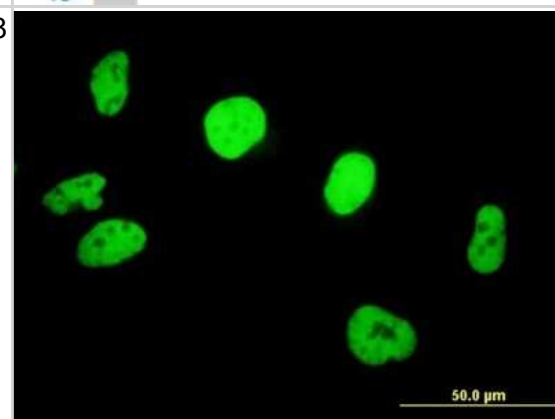


## Images

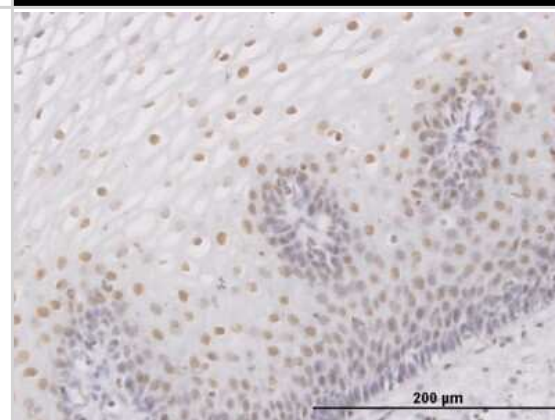
Western Blot: SNF5 Antibody [H00006598-B01P] - Analysis of SMARCB1 expression in 293.



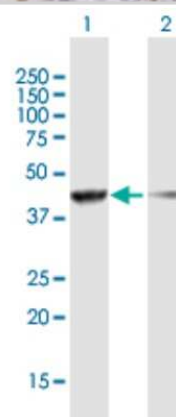
Immunocytochemistry/Immunofluorescence: SNF5 Antibody [H00006598-B01P] - Analysis of purified antibody to SMARCB1 on HeLa cell. (antibody concentration 10 ug/ml)



Immunohistochemistry-Paraffin: SNF5 Antibody [H00006598-B01P] - Analysis of purified antibody to SMARCB1 on formalin-fixed paraffin-embedded human esophagus. (antibody concentration 3 ug/ml)



Western Blot: SNF5 Antibody [H00006598-B01P] - Analysis of SMARCB1 expression in transfected 293T cell line by SMARCB1 polyclonal antibody. Lane 1: SMARCB1 transfected lysate(42.35 KDa). Lane 2: Non-transfected lysate.



## Publications

Izumi T, Kawahara E, Oyama T, and Goi T SMARCB1- and vimentin-positive esophageal carcinoma with undifferentiated components, rhabdoid features, and a good prognosis: a case report. Surg Case Rep. 2019-04-02 [PMID: 30649642]



### **Novus Biologicals USA**

10730 E. Briarwood Avenue  
Centennial, CO 80112  
USA  
Phone: 303.730.1950  
Toll Free: 1.888.506.6887  
Fax: 303.730.1966  
[novus@novusbio.com](mailto:novus@novusbio.com)

### **Bio-Techne Canada**

21 Canmotor Ave  
Toronto, ON M8Z 4E6  
Canada  
Phone: 905.827.6400  
Toll Free: 855.668.8722  
Fax: 905.827.6402  
[canada.inquires@bio-techne.com](mailto:canada.inquires@bio-techne.com)

### **Bio-Techne Ltd**

19 Barton Lane  
Abingdon Science Park  
Abingdon, OX14 3NB, United Kingdom  
Phone: (44) (0) 1235 529449  
Free Phone: 0800 37 34 15  
Fax: (44) (0) 1235 533420  
[info.EMEA@bio-techne.com](mailto:info.EMEA@bio-techne.com)

### **General Contact Information**

[www.novusbio.com](http://www.novusbio.com)  
Technical Support: [technical@novusbio.com](mailto:technical@novusbio.com)  
Orders: [orders@novusbio.com](mailto:orders@novusbio.com)  
General: [novus@novusbio.com](mailto:novus@novusbio.com)

### **Limitations**

This product is for research use only and is not approved for use in humans or in clinical diagnosis. Primary Antibodies are guaranteed for 1 year from date of receipt.

For more information on our 100% guarantee, please visit [www.novusbio.com/guarantee](http://www.novusbio.com/guarantee)

Earn gift cards/discounts by submitting a review: [www.novusbio.com/reviews/submit/H00006598-B01P](http://www.novusbio.com/reviews/submit/H00006598-B01P)

Earn gift cards/discounts by submitting a publication using this product:  
[www.novusbio.com/publications](http://www.novusbio.com/publications)

