

Product Datasheet

Endophilin A1/SH3GL2 Antibody (5A6) - Azide and BSA Free H00006456-M01

Unit Size: 0.1 mg

Aliquot and store at -20C or -80C. Avoid freeze-thaw cycles.

www.novusbio.com



technical@novusbio.com

Publications: 3

Protocols, Publications, Related Products, Reviews, Research Tools and Images at:
www.novusbio.com/H00006456-M01

Updated 2/21/2025 v.20.1

Earn rewards for product reviews and publications.

Submit a publication at www.novusbio.com/publications

Submit a review at www.novusbio.com/reviews/destination/H00006456-M01



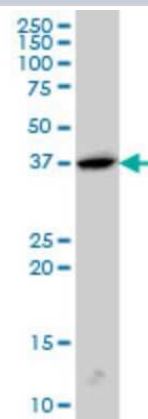
H00006456-M01

Endophilin A1/SH3GL2 Antibody (5A6) - Azide and BSA Free

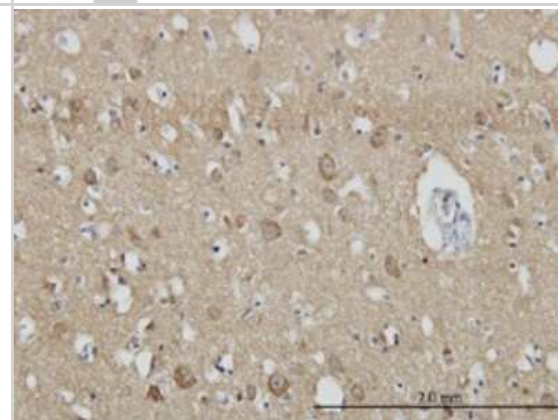
Product Information	
Unit Size	0.1 mg
Concentration	Concentrations vary lot to lot. See vial label for concentration. If unlisted please contact technical services.
Storage	Aliquot and store at -20C or -80C. Avoid freeze-thaw cycles.
Clonality	Monoclonal
Clone	5A6
Preservative	No Preservative
Isotype	IgG2a Kappa
Purity	IgG purified
Buffer	In 1x PBS, pH 7.4
Product Description	
Description	Quality control test: Antibody Reactive Against Recombinant Protein.
Host	Mouse
Gene ID	6456
Gene Symbol	SH3GL2
Species	Human, Rat
Specificity/Sensitivity	SH3GL2 - SH3-domain GRB2-like 2
Immunogen	SH3GL2 (NP_003017, 64 a.a. ~ 124 a.a) partial recombinant protein with GST tag. MW of the GST tag alone is 26 KDa. SRAKLSMINTMSKIRGQEKGPYPQAEALLAEAMLKFGRELGDDCNFGPALGE VGEAMREL
Notes	This product is produced by and distributed for Abnova, a company based in Taiwan.
Product Application Details	
Applications	Western Blot, ELISA, Immunohistochemistry, Immunohistochemistry-Paraffin, Immunoprecipitation, Sandwich ELISA
Recommended Dilutions	Western Blot, ELISA, Immunohistochemistry, Immunoprecipitation, Immunohistochemistry-Paraffin, Sandwich ELISA
Application Notes	Antibody reactivity against cell lysate and recombinant protein for WB. It has also been used for IHC-P and ELISA.

Images

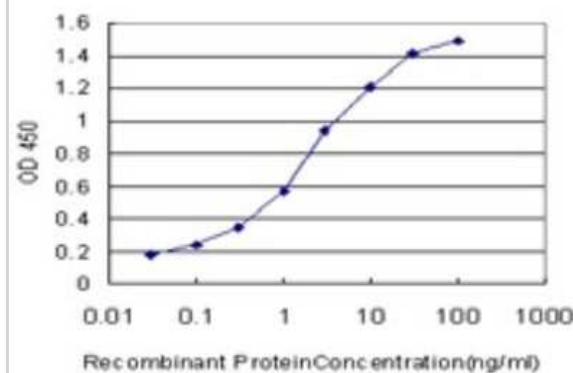
Western Blot: Endophilin A1/SH3GL2 Antibody (5A6) [H00006456-M01] - SH3GL2 monoclonal antibody (M01), clone 5A6 Analysis of SH3GL2 expression in PC-12.



Immunohistochemistry-Paraffin: Endophilin A1/SH3GL2 Antibody (5A6) [H00006456-M01] - Analysis of monoclonal antibody to SH3GL2 on formalin-fixed paraffin-embedded human cerebral cortex. Antibody concentration 3 ug/ml.



Sandwich ELISA: Endophilin A1/SH3GL2 Antibody (5A6) [H00006456-M01] - Detection limit for recombinant GST tagged SH3GL2 is approximately 0.1ng/ml as a capture antibody.



Publications

Kannan A, Philley J, Hertweck K et al. Cancer Testis Antigen Promotes Triple Negative Breast Cancer Metastasis and is Traceable in the Circulating Extracellular Vesicles. Sci Rep. 2019-08-12 [PMID: 31406142]

Dasgupta S, Jang JS, Shao C et al. SH3GL2 is frequently deleted in non-small cell lung cancer and downregulates tumor growth by modulating EGFR signaling. J Mol Med (Berl). 2012-09-12 [PMID: 22968441]

Shi M, Bradner J, Bammler TK et al. Identification of Glutathione S-Transferase Pi as a Protein Involved in Parkinson Disease Progression. Am J Pathol;175(1):54-65. 2009-01-01 [PMID: 19498008]



Novus Biologicals USA

10730 E. Briarwood Avenue
Centennial, CO 80112
USA
Phone: 303.730.1950
Toll Free: 1.888.506.6887
Fax: 303.730.1966
nb-customerservice@bio-techne.com

Bio-Techne Canada

21 Canmotor Ave
Toronto, ON M8Z 4E6
Canada
Phone: 905.827.6400
Toll Free: 855.668.8722
Fax: 905.827.6402
canada.inquires@bio-techne.com

Bio-Techne Ltd

19 Barton Lane
Abingdon Science Park
Abingdon, OX14 3NB, United Kingdom
Phone: (44) (0) 1235 529449
Free Phone: 0800 37 34 15
Fax: (44) (0) 1235 533420
info.EMEA@bio-techne.com

General Contact Information

www.novusbio.com
Technical Support: nb-technical@bio-
techne.com
Orders: nb-customerservice@bio-techne.com
General: novus@novusbio.com

Products Related to H00006456-M01

HAF007	Goat anti-Mouse IgG Secondary Antibody [HRP]
NB720-B	Rabbit anti-Mouse IgG (H+L) Secondary Antibody [Biotin]
NBP1-96981-0.5mg	Mouse IgG2a Kappa Isotype Control (M2AK)
NBP1-99020-100ug	Recombinant Human Endophilin A1/SH3GL2 His Protein

Limitations

This product is for research use only and is not approved for use in humans or in clinical diagnosis. Primary Antibodies are guaranteed for 1 year from date of receipt.

For more information on our 100% guarantee, please visit www.novusbio.com/guarantee

Earn gift cards/discounts by submitting a review: www.novusbio.com/reviews/submit/H00006456-M01

Earn gift cards/discounts by submitting a publication using this product:
www.novusbio.com/publications

