

Product Datasheet

SFPQ Antibody (6D7) - Azide and BSA Free H00006421-M02

Unit Size: 0.1 mg

Aliquot and store at -20C or -80C. Avoid freeze-thaw cycles.

www.novusbio.com



technical@novusbio.com

Publications: 3

Protocols, Publications, Related Products, Reviews, Research Tools and Images at:
www.novusbio.com/H00006421-M02

Updated 2/21/2025 v.20.1

Earn rewards for product
reviews and publications.

Submit a publication at www.novusbio.com/publications

Submit a review at www.novusbio.com/reviews/destination/H00006421-M02



H00006421-M02


SFPQ Antibody (6D7) - Azide and BSA Free

Product Information	
Unit Size	0.1 mg
Concentration	Concentrations vary lot to lot. See vial label for concentration. If unlisted please contact technical services.
Storage	Aliquot and store at -20C or -80C. Avoid freeze-thaw cycles.
Clonality	Monoclonal
Clone	6D7
Preservative	No Preservative
Isotype	IgG2a Kappa
Purity	IgG purified
Buffer	In 1x PBS, pH 7.4
Product Description	
Description	Quality control test: Antibody Reactive Against Recombinant Protein.
Host	Mouse
Gene ID	6421
Gene Symbol	SFPQ
Species	Human
Specificity/Sensitivity	SFPQ - splicing factor proline/glutamine-rich (polypyrimidine tract binding protein associated)
Immunogen	SFPQ (NP_005057, 269 a.a. ~ 361 a.a) partial recombinant protein with GST tag. MW of the GST tag alone is 26 KDa. EEKISDSEGFKANLSLLRRPGEKTYTQRCRLFVGNLPADITEDEFKRLFAKYGE PGEVFINKGKGFGFIKLESRALAEIAKAELDDTPMRGRQ
Notes	This product is produced by and distributed for Abnova, a company based in Taiwan.
Product Application Details	
Applications	Western Blot, ELISA, Immunocytochemistry/ Immunofluorescence, Immunohistochemistry, Immunohistochemistry-Paraffin
Recommended Dilutions	Western Blot, ELISA, Immunohistochemistry, Immunocytochemistry/ Immunofluorescence, Immunohistochemistry-Paraffin
Application Notes	Antibody reactivity against cell lysate and recombinant protein for WB. It has also been used for IF, IHC-P and ELISA.

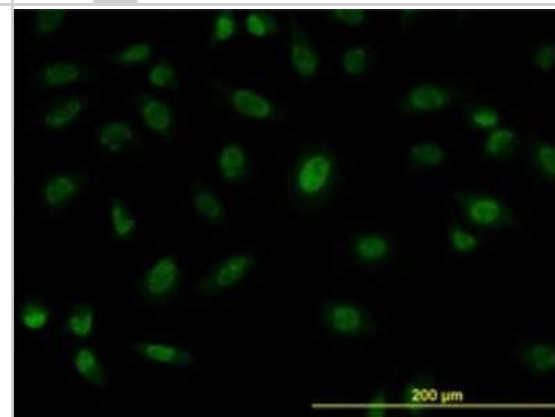


Images

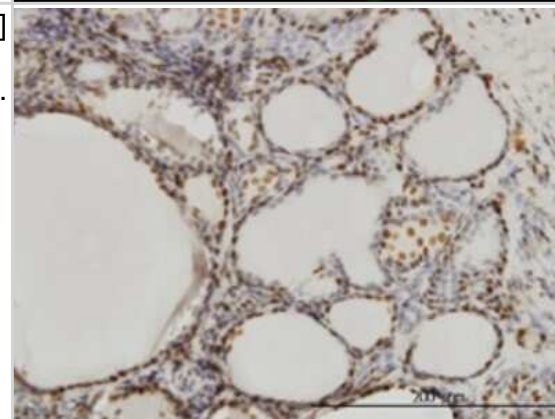
Western Blot: SFPQ Antibody (6D7) [H00006421-M02] - SFPQ monoclonal antibody (M02), clone 6D7 Analysis of SFPQ expression in HeLa S3 NE.



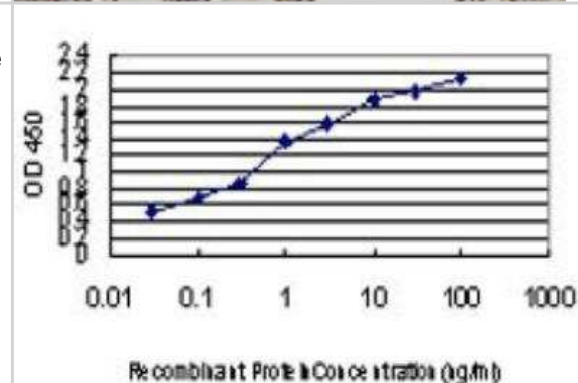
Immunocytochemistry/Immunofluorescence: SFPQ Antibody (6D7) [H00006421-M02] - Analysis of monoclonal antibody to SFPQ on HeLa cell. Antibody concentration 10 ug/ml.



Immunohistochemistry-Paraffin: SFPQ Antibody (6D7) [H00006421-M02] - Analysis of monoclonal antibody to SFPQ on formalin-fixed paraffin-embedded human thyroid nodular goiter. Antibody concentration 3 ug/ml.



ELISA: SFPQ Antibody (6D7) [H00006421-M02] - Detection limit for recombinant GST tagged SFPQ is approximately 0.03ng/ml as a capture antibody.



Publications

Melton AA, Jackson J, Wang J, Lynch KW. Combinatorial Control of Signal-Induced Exon Repression by HnRNP L and PSF. *Mol Cell Biol*. 2007-07-30 [PMID: 17664280]

Topp JD, Jackson J, Melton AA, Lynch KW. A cell-based screen for splicing regulators identifies hnRNP LL as a distinct signal-induced repressor of CD45 variable exon 4. *RNA*. 2008-10-01 [PMID: 18719244]

Larriba MJ, Casado-Vela J, Pendas-Franco N et al. Novel snail1 target proteins in human colon cancer identified by proteomic analysis. *PLoS One*. 2010-04-20 [PMID: 20421926]





Novus Biologicals USA

10730 E. Briarwood Avenue
Centennial, CO 80112
USA
Phone: 303.730.1950
Toll Free: 1.888.506.6887
Fax: 303.730.1966
nb-customerservice@bio-techne.com

Bio-Techne Canada

21 Canmotor Ave
Toronto, ON M8Z 4E6
Canada
Phone: 905.827.6400
Toll Free: 855.668.8722
Fax: 905.827.6402
canada.inquires@bio-techne.com

Bio-Techne Ltd

19 Barton Lane
Abingdon Science Park
Abingdon, OX14 3NB, United Kingdom
Phone: (44) (0) 1235 529449
Free Phone: 0800 37 34 15
Fax: (44) (0) 1235 533420
info.EMEA@bio-techne.com

General Contact Information

www.novusbio.com
Technical Support: nb-technical@bio-techne.com
Orders: nb-customerservice@bio-techne.com
General: novus@novusbio.com

Products Related to H00006421-M02

HAF007	Goat anti-Mouse IgG Secondary Antibody [HRP]
NB720-B	Rabbit anti-Mouse IgG (H+L) Secondary Antibody [Biotin]
NBP1-96981-0.5mg	Mouse IgG2a Kappa Isotype Control (M2AK)
H00006421-Q01-10ug	Recombinant Human SFPQ GST (N-Term) Protein

Limitations

This product is for research use only and is not approved for use in humans or in clinical diagnosis. Primary Antibodies are guaranteed for 1 year from date of receipt.

For more information on our 100% guarantee, please visit www.novusbio.com/guarantee

Earn gift cards/discounts by submitting a review: www.novusbio.com/reviews/submit/H00006421-M02

Earn gift cards/discounts by submitting a publication using this product:
www.novusbio.com/publications

