

# Product Datasheet

## RSC1A1 Antibody - Azide and BSA Free H00006248-B01P

Unit Size: 50 ug

Aliquot and store at -20C or -80C. Avoid freeze-thaw cycles.

[www.novusbio.com](http://www.novusbio.com)



[technical@novusbio.com](mailto:technical@novusbio.com)

Protocols, Publications, Related Products, Reviews, Research Tools and Images at:  
[www.novusbio.com/H00006248-B01P](http://www.novusbio.com/H00006248-B01P)

Updated 2/21/2025 v.20.1

Earn rewards for product  
reviews and publications.

Submit a publication at [www.novusbio.com/publications](http://www.novusbio.com/publications)

Submit a review at [www.novusbio.com/reviews/destination/H00006248-B01P](http://www.novusbio.com/reviews/destination/H00006248-B01P)



**H00006248-B01P**

RSC1A1 Antibody - Azide and BSA Free

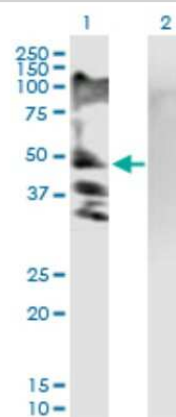
Product Information	
Unit Size	50 ug
Concentration	Concentrations vary lot to lot. See vial label for concentration. If unlisted please contact technical services.
Storage	Aliquot and store at -20C or -80C. Avoid freeze-thaw cycles.
Clonality	Polyclonal
Preservative	No Preservative
Isotype	IgG
Purity	Protein G purified
Buffer	PBS (pH 7.4)

Product Description	
Description	Quality control test: Antibody reactive against mammalian transfected lysate.
Host	Mouse
Gene ID	6248
Gene Symbol	RSC1A1
Species	Human
Immunogen	RSC1A1 (NP_006502.1, 1 a.a. - 617 a.a.) full-length human protein. MSSLPTSDGFNHPARSSGQSPDVGNPMSLARSVSASVCPIKPSDSDRIEPKAV KALKASAEFQLNSEKKEHLSLQDLSDHASSADHAPTDQSPAMPMQNSSEEITV AGNLEKSAERSTQGLKFHLHTRQEASLSVTSTRMHEPQMFLGEKDWHPENQN LSQVSDPQQHEEPGNEQYEVAQQKASHDQEYLCNIGDLELPEERQQNQHKIV DLEATMKGNGLPQNVDPSSAKKSIPSSSECSGCSNSETFMEIDTAQQSLVLLN STGRQANVKNIGALDLTLDNPLMEVETSKCNPSSEILNDSISTQDLQPPETNV EIPGTNKEYGHYSSPSLCGSCQPSVESAEESCPSITAALKELHELLVVSSKPAS ENTSEEVICQSETIAEGQTSIKDLSERWTQNEHLTQNEQCPQVSFHQAISVSVE TEKLTGTSSDTGREAVENVNFRSLGDGLSTDKEGVPKSRRESINKNRSVTVTSA KTSNQLHCTLGVEISPKLLAGEEDALNQTSEQTKSLSSNFILVKDLGQGIQNSVT DRPETRENVCPDASRPLLEYEPPTSHPSSSPAILPPLIFPATDIDRILRAGFTLQE ALGALHRVGGNADLALLVLLAKNIVVPT
Notes	This product is produced by and distributed for Abnova, a company based in Taiwan.

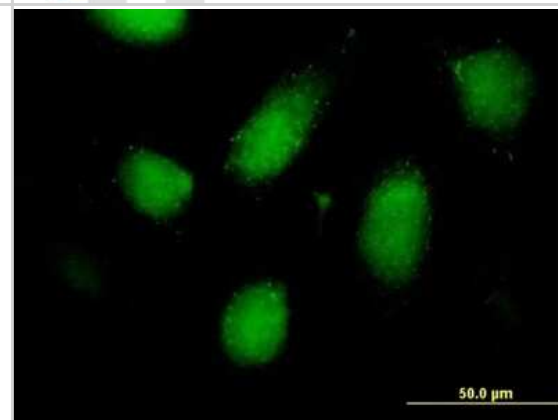
Product Application Details	
Applications	Western Blot, Immunocytochemistry/ Immunofluorescence, Immunohistochemistry, Immunohistochemistry-Paraffin
Recommended Dilutions	Western Blot, Immunohistochemistry, Immunocytochemistry/ Immunofluorescence, Immunohistochemistry-Paraffin
Application Notes	It has been used for WB and IF.

## Images

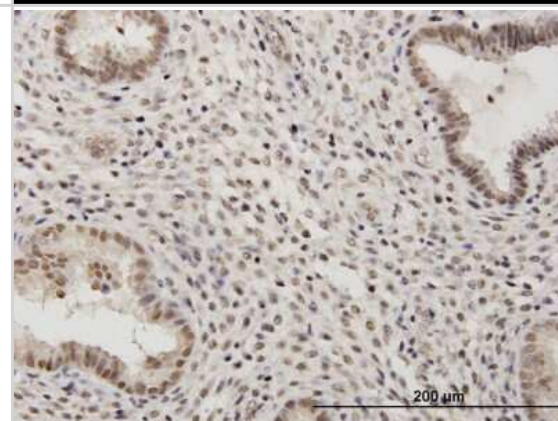
Western Blot: RSC1A1 Antibody [H00006248-B01P] - Analysis of RSC1A1 expression in transfected 293T cell line by RSC1A1 polyclonal antibody. Lane 1: RSC1A1 transfected lysate(67.87 KDa). Lane 2: Non-transfected lysate.



Immunocytochemistry/Immunofluorescence: RSC1A1 Antibody [H00006248-B01P] - Analysis of purified antibody to RSC1A1 on HeLa cell. (antibody concentration 10 ug/ml)



Immunohistochemistry-Paraffin: RSC1A1 Antibody [H00006248-B01P] - Analysis of purified antibody to RSC1A1 on formalin-fixed paraffin-embedded human endometrium. (antibody concentration 3 ug/ml)





### **Novus Biologicals USA**

10730 E. Briarwood Avenue  
Centennial, CO 80112  
USA  
Phone: 303.730.1950  
Toll Free: 1.888.506.6887  
Fax: 303.730.1966  
nb-customerservice@bio-techne.com

### **Bio-Techne Canada**

21 Canmotor Ave  
Toronto, ON M8Z 4E6  
Canada  
Phone: 905.827.6400  
Toll Free: 855.668.8722  
Fax: 905.827.6402  
canada.inquires@bio-techne.com

### **Bio-Techne Ltd**

19 Barton Lane  
Abingdon Science Park  
Abingdon, OX14 3NB, United Kingdom  
Phone: (44) (0) 1235 529449  
Free Phone: 0800 37 34 15  
Fax: (44) (0) 1235 533420  
info.EMEA@bio-techne.com

### **General Contact Information**

www.novusbio.com  
Technical Support: nb-technical@bio-techne.com  
Orders: nb-customerservice@bio-techne.com  
General: novus@novusbio.com

### **Products Related to H00006248-B01P**

---

HAF007	Goat anti-Mouse IgG Secondary Antibody [HRP]
NB720-B	Rabbit anti-Mouse IgG (H+L) Secondary Antibody [Biotin]
NBP1-97019-5mg	Mouse IgG Isotype Control
NBP1-80810PEP	RSC1A1 Recombinant Protein Antigen

---

### **Limitations**

This product is for research use only and is not approved for use in humans or in clinical diagnosis. Primary Antibodies are guaranteed for 1 year from date of receipt.

For more information on our 100% guarantee, please visit [www.novusbio.com/guarantee](http://www.novusbio.com/guarantee)

Earn gift cards/discounts by submitting a review: [www.novusbio.com/reviews/submit/H00006248-B01P](http://www.novusbio.com/reviews/submit/H00006248-B01P)

Earn gift cards/discounts by submitting a publication using this product:  
[www.novusbio.com/publications](http://www.novusbio.com/publications)

