

Product Datasheet

RSK2 Antibody (2G10) - Azide and BSA Free H00006197-M01

Unit Size: 0.1 mg

Aliquot and store at -20C or -80C. Avoid freeze-thaw cycles.

www.novusbio.com



technical@novusbio.com

Protocols, Publications, Related Products, Reviews, Research Tools and Images at:
www.novusbio.com/H00006197-M01

Updated 2/21/2025 v.20.1

Earn rewards for product
reviews and publications.

Submit a publication at www.novusbio.com/publications

Submit a review at www.novusbio.com/reviews/destination/H00006197-M01



H00006197-M01

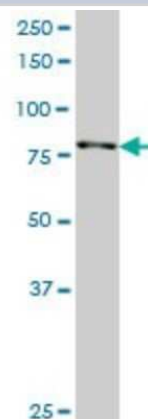
RSK2 Antibody (2G10) - Azide and BSA Free

Product Information	
Unit Size	0.1 mg
Concentration	Concentrations vary lot to lot. See vial label for concentration. If unlisted please contact technical services.
Storage	Aliquot and store at -20C or -80C. Avoid freeze-thaw cycles.
Clonality	Monoclonal
Clone	2G10
Preservative	No Preservative
Isotype	IgG2b Kappa
Purity	IgG purified
Buffer	In 1x PBS, pH 7.4
Product Description	
Description	Quality control test: Antibody Reactive Against Recombinant Protein.
Host	Mouse
Gene ID	6197
Gene Symbol	RPS6KA3
Species	Human
Specificity/Sensitivity	RPS6KA3 - ribosomal protein S6 kinase, 90kDa, polypeptide 3 (2G10)
Immunogen	RPS6KA3 (NP_004577, 2 a.a. ~ 95 a.a) partial recombinant protein with GST tag. MW of the GST tag alone is 26 KDa. PLAQLADPWQKMAVESPSDSAENGQQIMDEPMGEEEEINPQTEEVSIKEIAITHH VKEGHEKADPSQFELLKVLGQGSFGKVFLVKKISGSDARQ
Notes	This product is produced by and distributed for Abnova, a company based in Taiwan.
Product Application Details	
Applications	Western Blot, ELISA, Immunocytochemistry/ Immunofluorescence, Proximity Ligation Assay
Recommended Dilutions	Western Blot 1:500, ELISA, Immunocytochemistry/ Immunofluorescence, Proximity Ligation Assay
Application Notes	Antibody reactivity against cell lysate and recombinant protein for WB. It has also been used for ELISA.

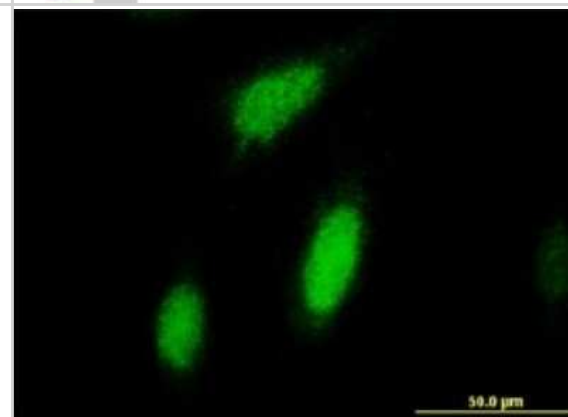


Images

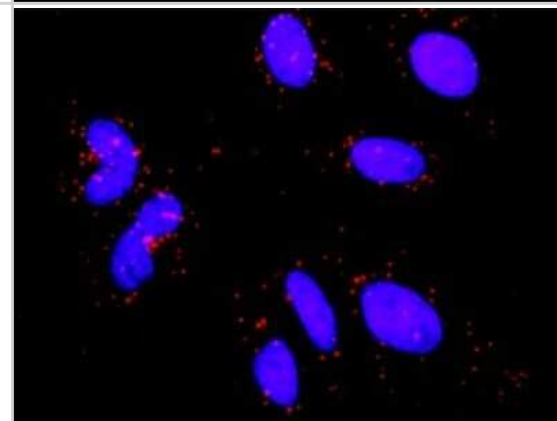
Western Blot: RSK2 Antibody (2G10) [H00006197-M01] - RPS6KA3 monoclonal antibody (M01), clone 2G10. Analysis of RPS6KA3 expression in HepG2.



Immunocytochemistry/Immunofluorescence: RSK2 Antibody (2G10) [H00006197-M01] - Analysis of monoclonal antibody to RPS6KA3 on HeLa cell . Antibody concentration 10 ug/ml.



Proximity Ligation Assay: RSK2 Antibody (2G10) [H00006197-M01] - Analysis of protein-protein interactions between MAPK3 and RPS6KA3. HeLa cells were stained with anti-MAPK3 rabbit purified polyclonal 1:1200 and anti-RPS6KA3 mouse monoclonal antibody 1:50. Each red dot represents the detection of protein-protein interaction complex, and nuclei were counterstained with DAPI (blue).





Novus Biologicals USA

10730 E. Briarwood Avenue
Centennial, CO 80112
USA
Phone: 303.730.1950
Toll Free: 1.888.506.6887
Fax: 303.730.1966
nb-customerservice@bio-techne.com

Bio-Techne Canada

21 Canmotor Ave
Toronto, ON M8Z 4E6
Canada
Phone: 905.827.6400
Toll Free: 855.668.8722
Fax: 905.827.6402
canada.inquires@bio-techne.com

Bio-Techne Ltd

19 Barton Lane
Abingdon Science Park
Abingdon, OX14 3NB, United Kingdom
Phone: (44) (0) 1235 529449
Free Phone: 0800 37 34 15
Fax: (44) (0) 1235 533420
info.EMEA@bio-techne.com

General Contact Information

www.novusbio.com
Technical Support: nb-technical@bio-techne.com
Orders: nb-customerservice@bio-techne.com
General: novus@novusbio.com

Products Related to H00006197-M01

HAF007	Goat anti-Mouse IgG Secondary Antibody [HRP]
NB720-B	Rabbit anti-Mouse IgG (H+L) Secondary Antibody [Biotin]
NBP1-43317-0.5mg	Mouse IgG2b Kappa Light Chain Isotype Control (MG2b)
NBP1-85552PEP	RSK2 Recombinant Protein Antigen

Limitations

This product is for research use only and is not approved for use in humans or in clinical diagnosis. Primary Antibodies are guaranteed for 1 year from date of receipt.

For more information on our 100% guarantee, please visit www.novusbio.com/guarantee

Earn gift cards/discounts by submitting a review: www.novusbio.com/reviews/submit/H00006197-M01

Earn gift cards/discounts by submitting a publication using this product:
www.novusbio.com/publications

