

# Product Datasheet

## Pentraxin 3/TSG-14 Antibody (5B7) H00005806-M01

Unit Size: 0.1 mg

Aliquot and store at -20C or -80C. Avoid freeze-thaw cycles.

[www.novusbio.com](http://www.novusbio.com)



[technical@novusbio.com](mailto:technical@novusbio.com)

### Publications: 1

Protocols, Publications, Related Products, Reviews, Research Tools and Images at:  
[www.novusbio.com/H00005806-M01](http://www.novusbio.com/H00005806-M01)

Updated 7/16/2023 v.20.1

Earn rewards for product  
reviews and publications.

Submit a publication at [www.novusbio.com/publications](http://www.novusbio.com/publications)

Submit a review at [www.novusbio.com/reviews/destination/H00005806-M01](http://www.novusbio.com/reviews/destination/H00005806-M01)



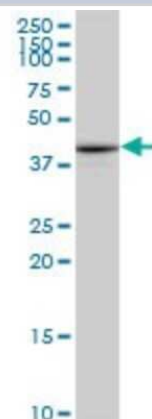
**H00005806-M01****Pentraxin 3/TSG-14 Antibody (5B7)**

<b>Product Information</b>	
<b>Unit Size</b>	0.1 mg
<b>Concentration</b>	Concentrations vary lot to lot. See vial label for concentration. If unlisted please contact technical services.
<b>Storage</b>	Aliquot and store at -20C or -80C. Avoid freeze-thaw cycles.
<b>Clonality</b>	Monoclonal
<b>Clone</b>	5B7
<b>Preservative</b>	No Preservative
<b>Isotype</b>	IgG1 Kappa
<b>Purity</b>	IgG purified
<b>Buffer</b>	In 1x PBS, pH 7.4
<b>Product Description</b>	
<b>Description</b>	Quality control test: Antibody Reactive Against Recombinant Protein.
<b>Host</b>	Mouse
<b>Gene ID</b>	5806
<b>Gene Symbol</b>	PTX3
<b>Species</b>	Human, Mouse, Rat
<b>Reactivity Notes</b>	Please note that this antibody is reactive to Mouse and derived from the same host, Mouse. Additional Mouse on Mouse blocking steps may be required for IHC and ICC experiments. Please contact Technical Support for more information.
<b>Specificity/Sensitivity</b>	PTX3 - pentraxin-related gene, rapidly induced by IL-1 beta
<b>Immunogen</b>	PTX3 (NP_002843, 282 a.a. ~ 380 a.a) partial recombinant protein with GST tag. MW of the GST tag alone is 26 KDa. SLWVNGELAATTVEMATGHIVPEGGILQIGQEKNCCVGGGFDETLAFSGRLT GFNIWDSVLSNEEIRETGGAESCHIRGNIVGWGVTEIQPHGGAQYV
<b>Notes</b>	This product is produced by and distributed for Abnova, a company based in Taiwan.
<b>Product Application Details</b>	
<b>Applications</b>	Western Blot, ELISA, Sandwich ELISA
<b>Recommended Dilutions</b>	Western Blot 1:500, ELISA, Sandwich ELISA
<b>Application Notes</b>	Antibody reactivity against cell lysate and recombinant protein for WB. It has also been used for ELISA.

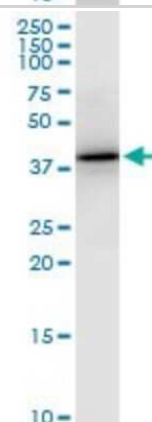


## Images

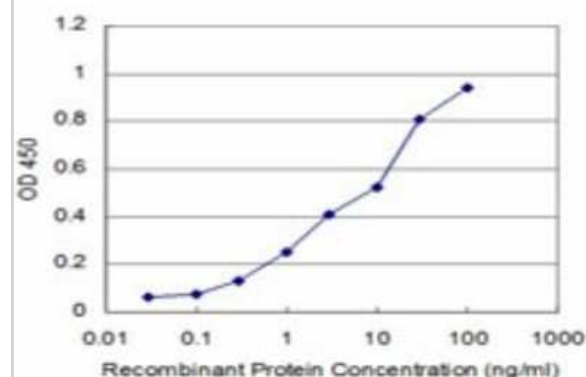
Western Blot: Pentraxin 3/TSG-14 Antibody (5B7) [H00005806-M01] - PTX3 monoclonal antibody (M01), clone 5B7. Analysis of PTX3 expression in NIH/3T3.



Western Blot: Pentraxin 3/TSG-14 Antibody (5B7) [H00005806-M01] - PTX3 monoclonal antibody (M01), clone 5B7. Analysis of PTX3 expression in PC-12.



Sandwich ELISA: Pentraxin 3/TSG-14 Antibody (5B7) [H00005806-M01] - Detection limit for recombinant GST tagged PTX3 is approximately 0.3ng/ml as a capture antibody.



## Publications

Qin S, Chen X, Gao M et al. Prenatal Exposure to Lipopolysaccharide Induces PTX3 Expression and Results in Obesity in Mouse Offspring. *Inflammation* 2017-08-02 [PMID: 28770376]



### **Novus Biologicals USA**

10730 E. Briarwood Avenue  
Centennial, CO 80112  
USA

Phone: 303.730.1950  
Toll Free: 1.888.506.6887  
Fax: 303.730.1966  
novus@novusbio.com

### **Bio-Techne Canada**

21 Canmotor Ave  
Toronto, ON M8Z 4E6  
Canada

Phone: 905.827.6400  
Toll Free: 855.668.8722  
Fax: 905.827.6402  
canada.inquires@bio-techne.com

### **Bio-Techne Ltd**

19 Barton Lane  
Abingdon Science Park  
Abingdon, OX14 3NB, United Kingdom  
Phone: (44) (0) 1235 529449  
Free Phone: 0800 37 34 15  
Fax: (44) (0) 1235 533420  
info.EMEA@bio-techne.com

### **General Contact Information**

www.novusbio.com  
Technical Support: technical@novusbio.com  
Orders: orders@novusbio.com  
General: novus@novusbio.com

### **Limitations**

This product is for research use only and is not approved for use in humans or in clinical diagnosis. Primary Antibodies are guaranteed for 1 year from date of receipt.

For more information on our 100% guarantee, please visit [www.novusbio.com/guarantee](http://www.novusbio.com/guarantee)

Earn gift cards/discounts by submitting a review: [www.novusbio.com/reviews/submit/H00005806-M01](http://www.novusbio.com/reviews/submit/H00005806-M01)

Earn gift cards/discounts by submitting a publication using this product:  
[www.novusbio.com/publications](http://www.novusbio.com/publications)

