

Product Datasheet

Prostasin/Prss8 Antibody (3C4) H00005652-M11A

Unit Size: 0.2 ml

Aliquot and store at -20C or -80C. Avoid freeze-thaw cycles.

www.novusbio.com



technical@novusbio.com

Protocols, Publications, Related Products, Reviews, Research Tools and Images at:
www.novusbio.com/H00005652-M11A

Updated 8/27/2023 v.20.1

Earn rewards for product
reviews and publications.

Submit a publication at www.novusbio.com/publications

Submit a review at www.novusbio.com/reviews/destination/H00005652-M11A



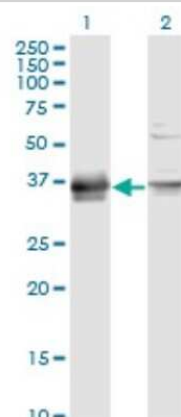
H00005652-M11A

Prostasin/Prss8 Antibody (3C4)

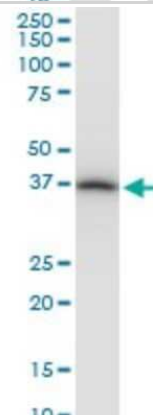
Product Information	
Unit Size	0.2 ml
Concentration	This product is unpurified. The exact concentration of antibody is not quantifiable.
Storage	Aliquot and store at -20C or -80C. Avoid freeze-thaw cycles.
Clonality	Monoclonal
Clone	3C4
Preservative	No Preservative
Isotype	IgM Kappa
Purity	Unpurified
Buffer	Ascites
Product Description	
Description	Quality control test: Antibody Reactive Against Recombinant Protein.
Host	Mouse
Gene ID	5652
Gene Symbol	PRSS8
Species	Human, Mouse, Rat
Reactivity Notes	Please note that this antibody is reactive to Mouse and derived from the same host, Mouse. Additional Mouse on Mouse blocking steps may be required for IHC and ICC experiments. Please contact Technical Support for more information.
Specificity/Sensitivity	PRSS8 - protease, serine, 8 (prostasin) (3C4)
Immunogen	PRSS8 (AAH01462, 1 a.a. ~ 343 a.a) full-length recombinant protein with GST tag. MW of the GST tag alone is 26 KDa. MAQKGVLPGGQLGAVAILLYLGLLRSGTGAEGAEAPCGVAPQARITGGSSAVA GQWPWQVSITYEGVHVCGGSLVSEQWVLSAAHCFPSEHHKEAYEVKLGHAHQ LDSYSEDAKVSTLKDIIHPHPSYLQEGSQGDIALQLSRPITFSRYIRPICLPAANA SFPNGLHCTVTGWGHVAPSVSLLTPKPLQQLEVPLISRETCNCLYNIDAKPEEP HFVQEDMVCAGYVEGGKDACQGDSGGPLSCPVEGLWYLTGIVSWG DACGAR NRPGVYTLASSYASWIQSKVTELQPRVVPQTQESQPDSNLCGSHLAFSSAPA QGLLRPILFLPLGLALGLLSPWLSEH
Notes	This product is produced by and distributed for Abnova, a company based in Taiwan.
Product Application Details	
Applications	Western Blot, ELISA, Immunoprecipitation
Recommended Dilutions	Western Blot 1:500, ELISA, Immunoprecipitation
Application Notes	Antibody reactivity against Recombinant Protein with GST tag on ELISA and WB. GST tag alone is used as a negative control.

Images

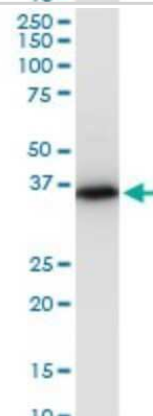
Western Blot: Prostasin/Prss8 Antibody (3C4) [H00005652-M11A] - Analysis of PRSS8 expression in transfected 293T cell line by PRSS8 monoclonal antibody (M11A), clone 3C4. Lane 1: PRSS8 transfected lysate (Predicted MW: 36.4 KDa). Lane 2: Non-transfected lysate.



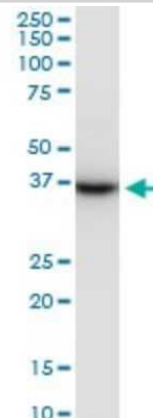
Western Blot: Prostasin/Prss8 Antibody (3C4) [H00005652-M11A] - Analysis of PRSS8 expression in PC-12.



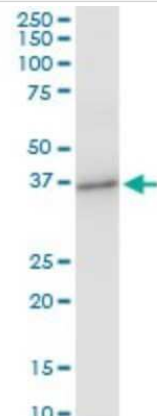
Western Blot: Prostasin/Prss8 Antibody (3C4) [H00005652-M11A] - Analysis of PRSS8 expression in HepG2.



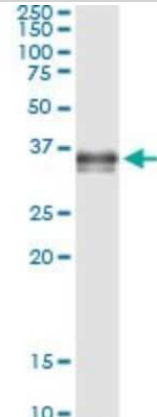
Western Blot: Prostasin/Prss8 Antibody (3C4) [H00005652-M11A] - Analysis of PRSS8 expression in Raw 264.7.



Western Blot: Prostasin/Prss8 Antibody (3C4) [H00005652-M11A] - Analysis of PRSS8 expression in NIH/3T3.



Immunoprecipitation: Prostasin/Prss8 Antibody (3C4) [H00005652-M11A] - Analysis of PRSS8 transfected lysate using anti-PRSS8 monoclonal antibody and Protein A Magnetic Bead, and immunoblotted with PRSS8 rabbit polyclonal antibody.





Novus Biologicals USA

10730 E. Briarwood Avenue
Centennial, CO 80112
USA
Phone: 303.730.1950
Toll Free: 1.888.506.6887
Fax: 303.730.1966
nb-customerservice@bio-techne.com

Bio-Techne Canada

21 Canmotor Ave
Toronto, ON M8Z 4E6
Canada
Phone: 905.827.6400
Toll Free: 855.668.8722
Fax: 905.827.6402
canada.inquires@bio-techne.com

Bio-Techne Ltd

19 Barton Lane
Abingdon Science Park
Abingdon, OX14 3NB, United Kingdom
Phone: (44) (0) 1235 529449
Free Phone: 0800 37 34 15
Fax: (44) (0) 1235 533420
info.EMEA@bio-techne.com

General Contact Information

www.novusbio.com
Technical Support: nb-technical@bio-
techne.com
Orders: nb-customerservice@bio-techne.com
General: novus@novusbio.com

Limitations

This product is for research use only and is not approved for use in humans or in clinical diagnosis. Primary Antibodies are guaranteed for 1 year from date of receipt.

For more information on our 100% guarantee, please visit www.novusbio.com/guarantee

Earn gift cards/discounts by submitting a review: www.novusbio.com/reviews/submit/H00005652-M11A

Earn gift cards/discounts by submitting a publication using this product:
www.novusbio.com/publications

