

# Product Datasheet

## Peripherin Antibody (3B3) - Azide and BSA Free H00005630-M02

Unit Size: 0.1 mg

Aliquot and store at -20C or -80C. Avoid freeze-thaw cycles.

[www.novusbio.com](http://www.novusbio.com)



[technical@novusbio.com](mailto:technical@novusbio.com)

Protocols, Publications, Related Products, Reviews, Research Tools and Images at:  
[www.novusbio.com/H00005630-M02](http://www.novusbio.com/H00005630-M02)

Updated 2/21/2025 v.20.1

Earn rewards for product  
reviews and publications.

Submit a publication at [www.novusbio.com/publications](http://www.novusbio.com/publications)

Submit a review at [www.novusbio.com/reviews/destination/H00005630-M02](http://www.novusbio.com/reviews/destination/H00005630-M02)



**H00005630-M02**


Peripherin Antibody (3B3) - Azide and BSA Free

Product Information	
Unit Size	0.1 mg
Concentration	Concentrations vary lot to lot. See vial label for concentration. If unlisted please contact technical services.
Storage	Aliquot and store at -20C or -80C. Avoid freeze-thaw cycles.
Clonality	Monoclonal
Clone	3B3
Preservative	No Preservative
Isotype	IgG2b Kappa
Purity	Protein A purified
Buffer	In 1x PBS, pH 7.4
Product Description	
Description	Quality control test: Antibody Reactive Against Recombinant Protein.
Host	Mouse
Gene ID	5630
Gene Symbol	PRPH
Species	Human
Marker	Un-myelinated Neurons Marker
Specificity/Sensitivity	Reacts with peripherin.
Immunogen	PRPH (NP_006253, 374 a.a. ~ 470 a.a) partial recombinant protein with GST tag. MW of the GST tag alone is 26 KDa. RHLREYQELLNVKMALDIEIATYRKLLGEEESRISVPVHSFASLNIKTTVPEVEPP QDSHSRKTVLIKTIETRNGEVVTESQKEQRSELDKSSAHSY
Notes	This product is produced by and distributed for Abnova, a company based in Taiwan.
Product Application Details	
Applications	Western Blot, ELISA, Immunocytochemistry/ Immunofluorescence, Immunohistochemistry, Immunohistochemistry-Paraffin, Sandwich ELISA
Recommended Dilutions	Western Blot, ELISA, Immunohistochemistry, Immunocytochemistry/ Immunofluorescence, Immunohistochemistry-Paraffin, Sandwich ELISA
Application Notes	Antibody reactivity against cell lysate in WB and recombinant protein in ELISA.

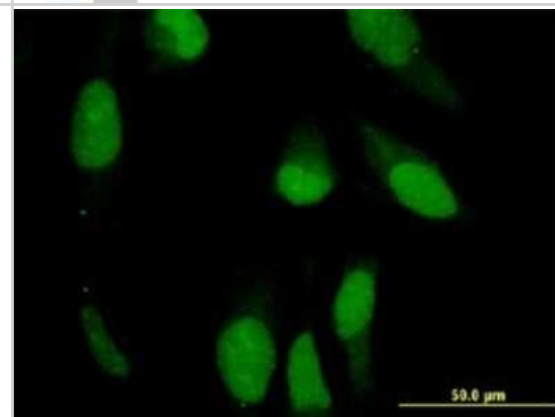


## Images

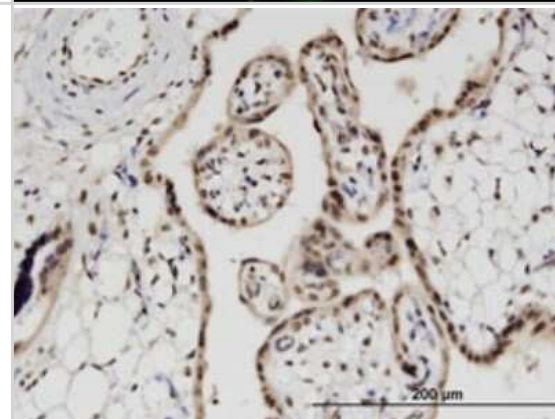
Western Blot: Peripherin Antibody (3B3) [H00005630-M02] - PRPH monoclonal antibody (M02), clone 3B3. Analysis of PRPH expression in IMR-32.



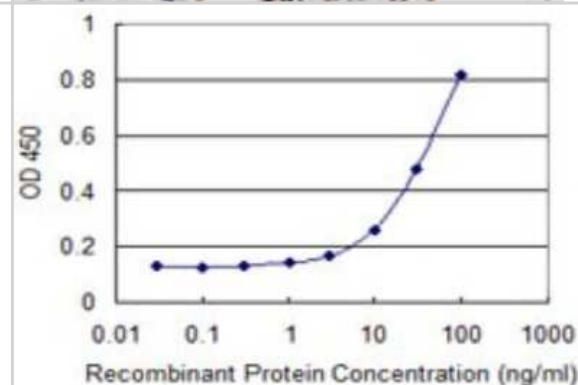
Immunocytochemistry/Immunofluorescence: Peripherin Antibody (3B3) [H00005630-M02] - Analysis of monoclonal antibody to PRPH on HeLa cell. Antibody concentration 10 ug/ml.



Immunohistochemistry-Paraffin: Peripherin Antibody (3B3) [H00005630-M02] - Analysis of monoclonal antibody to PRPH on formalin-fixed paraffin-embedded human placenta. Antibody concentration 3 ug/ml.



Sandwich ELISA: Peripherin Antibody (3B3) [H00005630-M02] - Detection limit for recombinant GST tagged PRPH is 1 ng/ml as a capture antibody.





### **Novus Biologicals USA**

10730 E. Briarwood Avenue  
Centennial, CO 80112  
USA  
Phone: 303.730.1950  
Toll Free: 1.888.506.6887  
Fax: 303.730.1966  
nb-customerservice@bio-techne.com

### **Bio-Techne Canada**

21 Canmotor Ave  
Toronto, ON M8Z 4E6  
Canada  
Phone: 905.827.6400  
Toll Free: 855.668.8722  
Fax: 905.827.6402  
canada.inquires@bio-techne.com

### **Bio-Techne Ltd**

19 Barton Lane  
Abingdon Science Park  
Abingdon, OX14 3NB, United Kingdom  
Phone: (44) (0) 1235 529449  
Free Phone: 0800 37 34 15  
Fax: (44) (0) 1235 533420  
info.EMEA@bio-techne.com

### **General Contact Information**

[www.novusbio.com](http://www.novusbio.com)  
Technical Support: nb-technical@bio-techne.com  
Orders: nb-customerservice@bio-techne.com  
General: novus@novusbio.com

### **Products Related to H00005630-M02**

HAF007	Goat anti-Mouse IgG Secondary Antibody [HRP]
NB720-B	Rabbit anti-Mouse IgG (H+L) Secondary Antibody [Biotin]
NBP1-43317-0.5mg	Mouse IgG2b Kappa Light Chain Isotype Control (MG2b)
H00005630-P01-10ug	Recombinant Human Peripherin GST (N-Term) Protein

### **Limitations**

This product is for research use only and is not approved for use in humans or in clinical diagnosis. Primary Antibodies are guaranteed for 1 year from date of receipt.

For more information on our 100% guarantee, please visit [www.novusbio.com/guarantee](http://www.novusbio.com/guarantee)

Earn gift cards/discounts by submitting a review: [www.novusbio.com/reviews/submit/H00005630-M02](http://www.novusbio.com/reviews/submit/H00005630-M02)

Earn gift cards/discounts by submitting a publication using this product:  
[www.novusbio.com/publications](http://www.novusbio.com/publications)

