

# Product Datasheet

## p38 delta/SAPK4 Antibody (1E11) - Azide and BSA Free H00005603-M03

Unit Size: 0.1 mg

Aliquot and store at -20C or -80C. Avoid freeze-thaw cycles.

[www.novusbio.com](http://www.novusbio.com)



[technical@novusbio.com](mailto:technical@novusbio.com)

Protocols, Publications, Related Products, Reviews, Research Tools and Images at:  
[www.novusbio.com/H00005603-M03](http://www.novusbio.com/H00005603-M03)

Updated 2/21/2025 v.20.1

Earn rewards for product  
reviews and publications.

Submit a publication at [www.novusbio.com/publications](http://www.novusbio.com/publications)

Submit a review at [www.novusbio.com/reviews/destination/H00005603-M03](http://www.novusbio.com/reviews/destination/H00005603-M03)



**H00005603-M03**

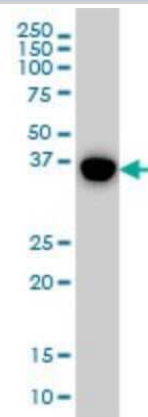
p38 delta/SAPK4 Antibody (1E11) - Azide and BSA Free

Product Information	
Unit Size	0.1 mg
Concentration	Concentrations vary lot to lot. See vial label for concentration. If unlisted please contact technical services.
Storage	Aliquot and store at -20C or -80C. Avoid freeze-thaw cycles.
Clonality	Monoclonal
Clone	1E11
Preservative	No Preservative
Isotype	IgG1 Kappa
Purity	IgG purified
Buffer	In 1x PBS, pH 7.4
Product Description	
Description	Quality control test: Antibody Reactive Against Recombinant Protein.
Host	Mouse
Gene ID	5603
Gene Symbol	MAPK13
Species	Human
Specificity/Sensitivity	MAPK13 - mitogen-activated protein kinase 13
Immunogen	MAPK13 (AAH00433, 251 a.a. ~ 365 a.a) partial recombinant protein with GST tag. MW of the GST tag alone is 26 KDa. NDKAAKSYIQSLPQTPRKDFTQLFPRASPQAADLLEKMLELDVDRRLTAAQALT HPFFEPFRDPEEETEAQQPFDDSLHEKLTVDWKQHIYKEIVNFSPIARKDSR RRSGMKL
Notes	This product is produced by and distributed for Abnova, a company based in Taiwan.
Product Application Details	
Applications	Western Blot, ELISA, Immunocytochemistry/ Immunofluorescence, Immunohistochemistry, Immunohistochemistry-Paraffin
Recommended Dilutions	Western Blot 1:500, ELISA, Immunohistochemistry, Immunocytochemistry/ Immunofluorescence, Immunohistochemistry-Paraffin
Application Notes	Antibody reactivity against cell lysate and recombinant protein for WB. It has also been used for IF, IHC-P and ELISA.

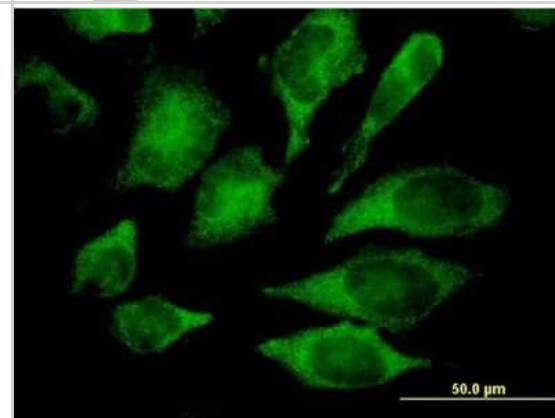


## Images

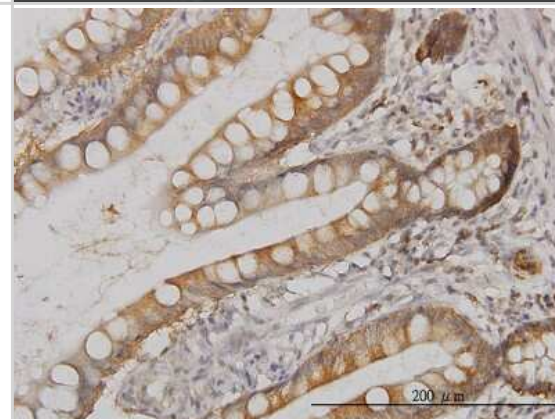
Western Blot: p38 delta/SAPK4 Antibody (1E11) [H00005603-M03] - Analysis of MAPK13 expression in A-549 (Cat # L025V1).



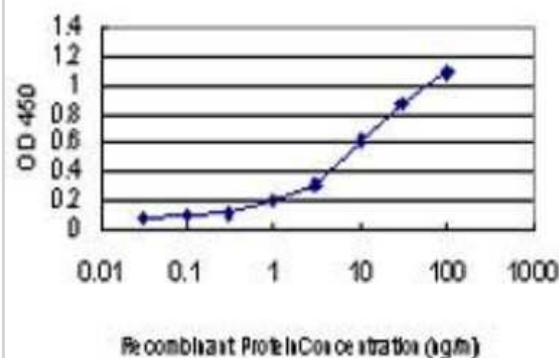
Immunocytochemistry/Immunofluorescence: p38 delta/SAPK4 Antibody (1E11) [H00005603-M03] - Analysis of monoclonal antibody to MAPK13 on HeLa cell. Antibody concentration 10 ug/ml



Immunohistochemistry-Paraffin: p38 delta/SAPK4 Antibody (1E11) [H00005603-M03] - Analysis of monoclonal antibody to MAPK13 on formalin-fixed paraffin-embedded human small Intestine. Antibody concentration 1 ug/ml



ELISA: p38 delta/SAPK4 Antibody (1E11) [H00005603-M03] - Detection limit for recombinant GST tagged MAPK13 is approximately 0.3ng/ml as a capture antibody.





### **Novus Biologicals USA**

10730 E. Briarwood Avenue  
Centennial, CO 80112  
USA  
Phone: 303.730.1950  
Toll Free: 1.888.506.6887  
Fax: 303.730.1966  
nb-customerservice@bio-techne.com

### **Bio-Techne Canada**

21 Canmotor Ave  
Toronto, ON M8Z 4E6  
Canada  
Phone: 905.827.6400  
Toll Free: 855.668.8722  
Fax: 905.827.6402  
canada.inquires@bio-techne.com

### **Bio-Techne Ltd**

19 Barton Lane  
Abingdon Science Park  
Abingdon, OX14 3NB, United Kingdom  
Phone: (44) (0) 1235 529449  
Free Phone: 0800 37 34 15  
Fax: (44) (0) 1235 533420  
info.EMEA@bio-techne.com

### **General Contact Information**

[www.novusbio.com](http://www.novusbio.com)  
Technical Support: nb-technical@bio-techne.com  
Orders: nb-customerservice@bio-techne.com  
General: novus@novusbio.com

### **Products Related to H00005603-M03**

HAF007	Goat anti-Mouse IgG Secondary Antibody [HRP]
NB720-B	Rabbit anti-Mouse IgG (H+L) Secondary Antibody [Biotin]
NBP1-43319-0.5mg	Mouse IgG1 Kappa Isotype Control (P3.6.2.8.1)
NBP1-72524-100ug	Recombinant Human p38 delta/SAPK4 His Protein

### **Limitations**

This product is for research use only and is not approved for use in humans or in clinical diagnosis. Primary Antibodies are guaranteed for 1 year from date of receipt.

For more information on our 100% guarantee, please visit [www.novusbio.com/guarantee](http://www.novusbio.com/guarantee)

Earn gift cards/discounts by submitting a review: [www.novusbio.com/reviews/submit/H00005603-M03](http://www.novusbio.com/reviews/submit/H00005603-M03)

Earn gift cards/discounts by submitting a publication using this product:  
[www.novusbio.com/publications](http://www.novusbio.com/publications)

