

Product Datasheet

ERK2 Antibody (1D1) H00005594-M01

Unit Size: 0.1 mg

Aliquot and store at -20C or -80C. Avoid freeze-thaw cycles.

www.novusbio.com



technical@novusbio.com

Protocols, Publications, Related Products, Reviews, Research Tools and Images at:
www.novusbio.com/H00005594-M01

Updated 7/16/2023 v.20.1

Earn rewards for product
reviews and publications.

Submit a publication at www.novusbio.com/publications

Submit a review at www.novusbio.com/reviews/destination/H00005594-M01



H00005594-M01

ERK2 Antibody (1D1)

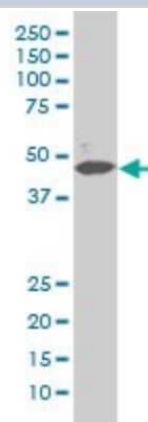
Product Information	
Unit Size	0.1 mg
Concentration	Concentrations vary lot to lot. See vial label for concentration. If unlisted please contact technical services.
Storage	Aliquot and store at -20C or -80C. Avoid freeze-thaw cycles.
Clonality	Monoclonal
Clone	1D1
Preservative	No Preservative
Isotype	IgG1 Kappa
Purity	IgG purified
Buffer	In 1x PBS, pH 7.4

Product Description	
Description	Quality control test: Antibody Reactive Against Recombinant Protein.
Host	Mouse
Gene ID	5594
Gene Symbol	MAPK1
Species	Human
Specificity/Sensitivity	MAPK1 - mitogen-activated protein kinase 1
Immunogen	MAPK1 (AAH17832, 261 a.a. ~ 360 a.a) full-length recombinant protein with GST tag. MW of the GST tag alone is 26 KDa. RNYLLSLPHKNKVPWNRLFPNADSKALDLLDKMLTFNPHKRIEVEQALAHPLYE QYYDPSDEPIAEAPFKFDMELDDLPEKLKELIFEETARFQPGYRS
Notes	This product is produced by and distributed for Abnova, a company based in Taiwan.

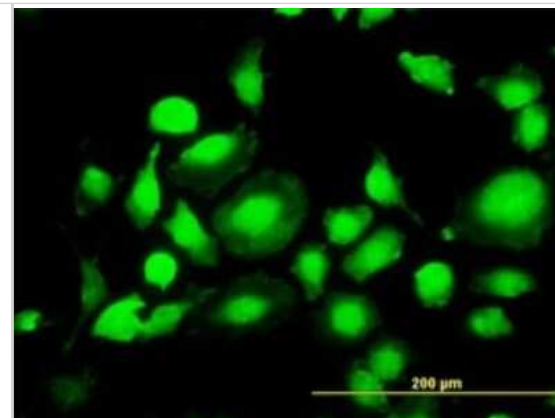
Product Application Details	
Applications	Western Blot, ELISA, Immunocytochemistry/Immunofluorescence, Proximity Ligation Assay, Sandwich ELISA
Recommended Dilutions	Western Blot 1:500, ELISA, Immunocytochemistry/Immunofluorescence, Proximity Ligation Assay, Sandwich ELISA
Application Notes	Antibody reactivity against cell lysate and recombinant protein for WB. It has also been used for IF and ELISA.

Images

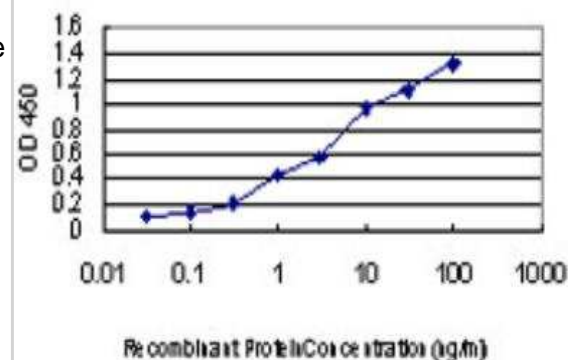
Western Blot: ERK2 Antibody (1D1) [H00005594-M01] - MAPK1 monoclonal antibody (M01), clone 1D1 Analysis of MAPK1 expression in Hela S3 NE.



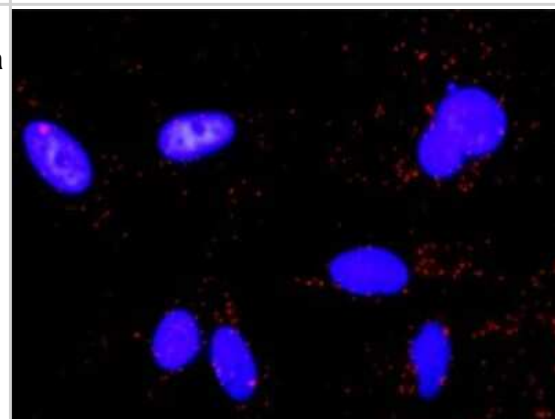
Immunocytochemistry/Immunofluorescence: ERK2 Antibody (1D1) [H00005594-M01] - Analysis of monoclonal antibody to MAPK1 on HeLa cell. Antibody concentration 10 ug/ml.



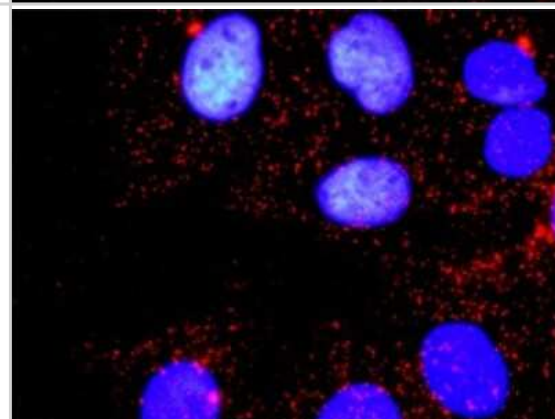
ELISA: ERK2 Antibody (1D1) [H00005594-M01] - Detection limit for recombinant GST tagged MAPK1 is approximately 0.1ng/ml as a capture antibody.



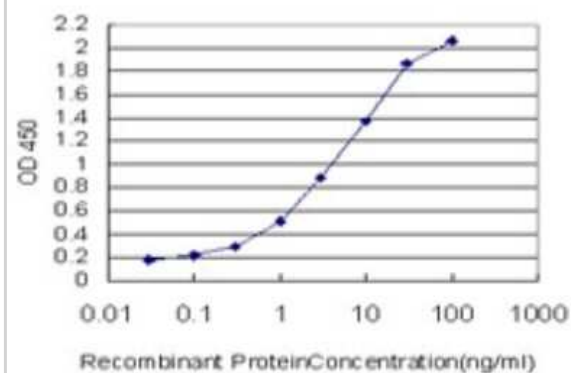
Proximity Ligation Assay: ERK2 Antibody (1D1) [H00005594-M01] - Analysis of protein-protein interactions between TP53 and MAPK1. HeLa cells were stained with anti-TP53 rabbit purified polyclonal 1:1200 and anti-MAPK1 mouse monoclonal antibody 1:50. Each red dot represents the detection of protein-protein interaction complex, and nuclei were counterstained with DAPI (blue).



Proximity Ligation Assay: ERK2 Antibody (1D1) [H00005594-M01] - Analysis of protein-protein interactions between MAPK3 and MAPK1. Huh7 cells were stained with anti-MAPK3 rabbit purified polyclonal 1:1200 and anti-MAPK1 mouse monoclonal antibody 1:50. Each red dot represents the detection of protein-protein interaction complex, and nuclei were counterstained with DAPI (blue).



Sandwich ELISA: ERK2 Antibody (1D1) [H00005594-M01] - Detection limit for recombinant GST tagged MAPK1 is approximately 0.03ng/ml as a capture antibody.





Novus Biologicals USA

10730 E. Briarwood Avenue
Centennial, CO 80112
USA
Phone: 303.730.1950
Toll Free: 1.888.506.6887
Fax: 303.730.1966
novus@novusbio.com

Bio-Techne Canada

21 Canmotor Ave
Toronto, ON M8Z 4E6
Canada
Phone: 905.827.6400
Toll Free: 855.668.8722
Fax: 905.827.6402
canada.inquires@bio-techne.com

Bio-Techne Ltd

19 Barton Lane
Abingdon Science Park
Abingdon, OX14 3NB, United Kingdom
Phone: (44) (0) 1235 529449
Free Phone: 0800 37 34 15
Fax: (44) (0) 1235 533420
info.EMEA@bio-techne.com

General Contact Information

www.novusbio.com
Technical Support: technical@novusbio.com
Orders: orders@novusbio.com
General: novus@novusbio.com

Limitations

This product is for research use only and is not approved for use in humans or in clinical diagnosis. Primary Antibodies are guaranteed for 1 year from date of receipt.

For more information on our 100% guarantee, please visit www.novusbio.com/guarantee

Earn gift cards/discounts by submitting a review: www.novusbio.com/reviews/submit/H00005594-M01

Earn gift cards/discounts by submitting a publication using this product:
www.novusbio.com/publications

