

# Product Datasheet

## PKC delta Antibody H00005580-D01P

Unit Size: 0.1 mg

Aliquot and store at -20C or -80C. Avoid freeze-thaw cycles.

[www.novusbio.com](http://www.novusbio.com)



[technical@novusbio.com](mailto:technical@novusbio.com)

Reviews: 1

Protocols, Publications, Related Products, Reviews, Research Tools and Images at:  
[www.novusbio.com/H00005580-D01P](http://www.novusbio.com/H00005580-D01P)

Updated 6/27/2023 v.20.1

Earn rewards for product  
reviews and publications.

Submit a publication at [www.novusbio.com/publications](http://www.novusbio.com/publications)

Submit a review at [www.novusbio.com/reviews/destination/H00005580-D01P](http://www.novusbio.com/reviews/destination/H00005580-D01P)



**H00005580-D01P**

PKC delta Antibody

Product Information	
Unit Size	0.1 mg
Concentration	Concentrations vary lot to lot. See vial label for concentration. If unlisted please contact technical services.
Storage	Aliquot and store at -20C or -80C. Avoid freeze-thaw cycles.
Clonality	Polyclonal
Preservative	No Preservative
Isotype	IgG
Purity	Protein A purified
Buffer	PBS (pH 7.4)

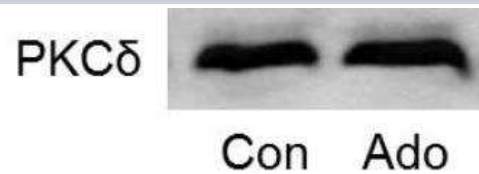
Product Description	
Description	Quality control test: Antibody reactive against mammalian transfected lysate.
Host	Rabbit
Gene ID	5580
Gene Symbol	PRKCD
Species	Human
Immunogen	PRKCD (NP_006245.2, 1 a.a. - 676 a.a.) full-length human protein. MAPFLRIAFNSYELGSLQAEDEANQPFCVAKMKEALSTERGKTLVQKKPTMYP EWKSTFDAHIYEGRVIQIVLMRAAEEPVSEVTVGVSVLAERCKKNNNGKAEFWL DLQPQAKVLM SVQYFLEDVDCKQSMRSEDEAKFPTMNRGAIKQAKIHYIKNH EFIA TFFGQPTFC SVCKDFVWGLNKQGYKCRQCNAAIHKKCIDKIIGRCTGTAA NSRDTIFQKERFNIDMPHRFKVHNYMSPTFC DHCGSLLWGLVKQGLKCEDCG MNVHHKCREK VANLCGINQKLLAEALNQVTQRASRRSDSASSEPVGIYQGFEK KTGVAGEDMQDNSGTYGKIWEGSSKCNINNFIFHKVLGKGSFGKVLLGELKGR GEYFAIKALKKDVVLIDDDVECTMVEKRVLTAAENPFLTHLICTFQTKDHLFFV MEFLNGGDLMYHIQDKGRFELYRATFYAAEIMCGLQFLHSKGIYRDLKLDNVLL DRDGHKIADFGMCKENIFGESRASTFCGTPDYIAPEILQGLKYTFSVDWWSFG VLLYEMLIQSPFHGDDDELFESIRVDTPHYPRWITKESKDILEKLFEREPTKR LGVTGNIKIHPFFKTINWTLLEKRRLEPPFRPKVKSPRDYSNFDQEFLNEKARLS YSDKNLIDSMDQSAFAGFSFVNPKFEHLLED
Notes	This product is produced by and distributed for Abnova, a company based in Taiwan.

Product Application Details	
Applications	Western Blot, Proximity Ligation Assay
Recommended Dilutions	Western Blot, Proximity Ligation Assay

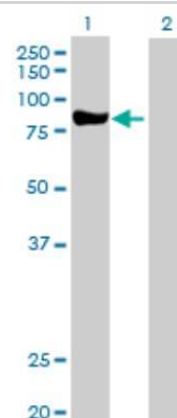


## Images

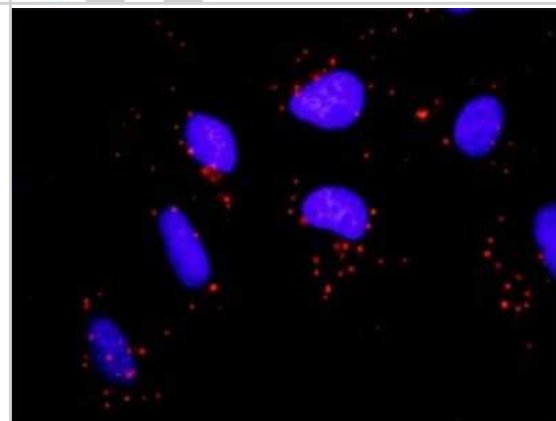
Western Blot: PKC delta Antibody [H00005580-D01P] - Human breast cancer MCF-7 cells were treated with control (Con) or Adenosine (Ado) and the expression of total PKCdelta was detected. Image from verified customer review.



Western Blot: PKC delta Antibody [H00005580-D01P] - Analysis of PRKCD expression in transfected 293T cell line by PRKCD antibody. Lane 1: PRKCD transfected cell lysate (77.50 kDa). Lane 2: Non-transfected cell lysate.



Proximity Ligation Assay: PKC delta Antibody [H00005580-D01P] - Analysis of protein-protein interactions between PRKCD and FYN. HeLa cells were stained with anti-PRKCD rabbit purified polyclonal 1:1200 and anti-FYN mouse monoclonal antibody 1:50. Each red dot represents the detection of protein-protein interaction complex, and nuclei were counterstained with DAPI (blue).





### **Novus Biologicals USA**

10730 E. Briarwood Avenue  
Centennial, CO 80112  
USA  
Phone: 303.730.1950  
Toll Free: 1.888.506.6887  
Fax: 303.730.1966  
novus@novusbio.com

### **Bio-Techne Canada**

21 Canmotor Ave  
Toronto, ON M8Z 4E6  
Canada  
Phone: 905.827.6400  
Toll Free: 855.668.8722  
Fax: 905.827.6402  
canada.inquires@bio-techne.com

### **Bio-Techne Ltd**

19 Barton Lane  
Abingdon Science Park  
Abingdon, OX14 3NB, United Kingdom  
Phone: (44) (0) 1235 529449  
Free Phone: 0800 37 34 15  
Fax: (44) (0) 1235 533420  
info.EMEA@bio-techne.com

### **General Contact Information**

www.novusbio.com  
Technical Support: technical@novusbio.com  
Orders: orders@novusbio.com  
General: novus@novusbio.com

### **Limitations**

This product is for research use only and is not approved for use in humans or in clinical diagnosis.  
Primary Antibodies are guaranteed for 1 year from date of receipt.

For more information on our 100% guarantee, please visit [www.novusbio.com/guarantee](http://www.novusbio.com/guarantee)

Earn gift cards/discounts by submitting a review: [www.novusbio.com/reviews/submit/H00005580-D01P](http://www.novusbio.com/reviews/submit/H00005580-D01P)

Earn gift cards/discounts by submitting a publication using this product:  
[www.novusbio.com/publications](http://www.novusbio.com/publications)

