

Product Datasheet

AMPK alpha 2 Antibody H00005563-B01P

Unit Size: 0.05 mg

Aliquot and store at -20C or -80C. Avoid freeze-thaw cycles.

www.novusbio.com



technical@novusbio.com

Protocols, Publications, Related Products, Reviews, Research Tools and Images at:
www.novusbio.com/H00005563-B01P

Updated 6/27/2023 v.20.1

Earn rewards for product
reviews and publications.

Submit a publication at www.novusbio.com/publications

Submit a review at www.novusbio.com/reviews/destination/H00005563-B01P



H00005563-B01P**AMPK alpha 2 Antibody**

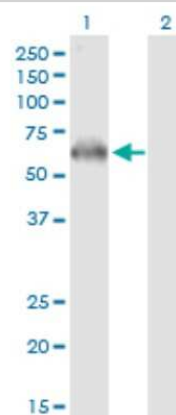
Product Information	
Unit Size	0.05 mg
Concentration	Concentrations vary lot to lot. See vial label for concentration. If unlisted please contact technical services.
Storage	Aliquot and store at -20C or -80C. Avoid freeze-thaw cycles.
Clonality	Polyclonal
Preservative	No Preservative
Isotype	IgG
Purity	Protein A purified
Buffer	PBS (pH 7.4)

Product Description	
Description	Quality control test: Antibody reactive against mammalian transfected lysate.
Host	Mouse
Gene ID	5563
Gene Symbol	PRKAA2
Species	Human
Specificity/Sensitivity	Reacts with protein kinase, AMP-activated, alpha 2 catalytic subunit.
Immunogen	PRKAA2 (NP_006243.2, 1 a.a. - 552 a.a.) full-length human protein. MAEKQKHDGRVKIGHYVLGDTLGVGTFGKVKIGEHLTGHKVAVKILNRQKIRS LDVVGKIKREIQNLKLFRRPHIHKLYQVISTPTDFMVMMEYVSGGELFDYICKHGR VEEMEARRLFQQILSAVDYCHRHMVVHRDLKPENVLLDAHMANAKIADFGLSNM MSDGEFLRTSCGSPNYAAPEVISGRLYAGPEVDIWSCGVILYALLCGTLPFDDE HVPTLFFKIRGGVFYIPEYLNRSVATLLMHMLQVDPLKRATIKDIREHEWFKQDL PSYLPEDPSYDANVIDDEAVKEVCEKFECTESEVMNSLYSGDPQDQLAVAYH LIIDNRRIMNQASEFYLASSPPSGSFMDDSAMHIPPGLKPHPERMPPLIADSPKA RCPLDALNTTKPKSLAVKKAKWHLGIRSQSKPYDIMAEVYRAMKQLDFEWKVV NAYHLRVRKPNPVTGNYVKMSLQLYLVDNRSYLLDFKSIDDEVVEQRSGSSTP QRSCSAAGLHRPRSSFDSTTAESHLSGSLTGSLTGSTLSSVSPRLGSHTMDF FEMCASLITTLAR
Notes	This product is produced by and distributed for Abnova, a company based in Taiwan.

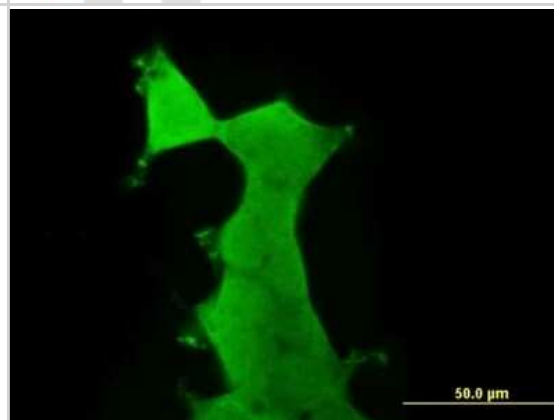
Product Application Details	
Applications	Western Blot, Immunocytochemistry/Immunofluorescence
Recommended Dilutions	Western Blot, Immunocytochemistry/Immunofluorescence
Application Notes	This antibody is useful for IF and as a detection antibody in ELISA. It has also been useful in IF.

Images

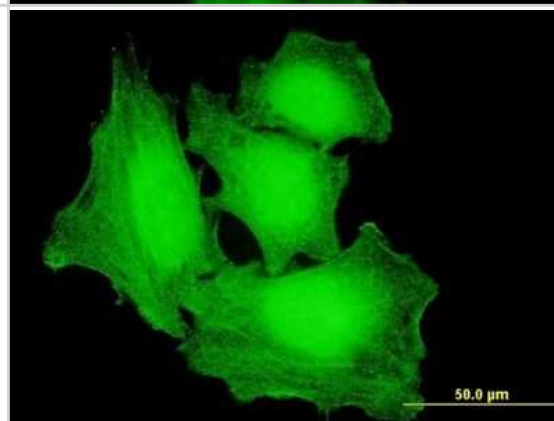
Western Blot: AMPK alpha 2 Antibody [H00005563-B01P] - Analysis of PRKAA2 expression in transfected 293T cell line by PRKAA2 polyclonal antibody. Lane 1: PRKAA2 transfected lysate(62.30 KDa). Lane 2: Non-transfected lysate.



Immunocytochemistry/Immunofluorescence: AMPK alpha 2 Antibody [H00005563-B01P] - Analysis of purified antibody to PRKAA2 on 293 cell. (antibody concentration 1 ug/ml)



Immunocytochemistry/Immunofluorescence: AMPK alpha 2 Antibody [H00005563-B01P] - Analysis of purified antibody to PRKAA2 on HeLa cell. (antibody concentration 10 ug/ml)





Novus Biologicals USA

10730 E. Briarwood Avenue
Centennial, CO 80112
USA

Phone: 303.730.1950
Toll Free: 1.888.506.6887
Fax: 303.730.1966
novus@novusbio.com

Bio-Techne Canada

21 Canmotor Ave
Toronto, ON M8Z 4E6
Canada

Phone: 905.827.6400
Toll Free: 855.668.8722
Fax: 905.827.6402
canada.inquires@bio-techne.com

Bio-Techne Ltd

19 Barton Lane
Abingdon Science Park
Abingdon, OX14 3NB, United Kingdom

Phone: (44) (0) 1235 529449
Free Phone: 0800 37 34 15
Fax: (44) (0) 1235 533420
info.EMEA@bio-techne.com

General Contact Information

www.novusbio.com
Technical Support: technical@novusbio.com
Orders: orders@novusbio.com
General: novus@novusbio.com

Limitations

This product is for research use only and is not approved for use in humans or in clinical diagnosis. Primary Antibodies are guaranteed for 1 year from date of receipt.

For more information on our 100% guarantee, please visit www.novusbio.com/guarantee

Earn gift cards/discounts by submitting a review: www.novusbio.com/reviews/submit/H00005563-B01P

Earn gift cards/discounts by submitting a publication using this product:
www.novusbio.com/publications

