

Product Datasheet

Perforin Antibody (3B4) H00005551-M04

Unit Size: 0.1 mg

Aliquot and store at -20C or -80C. Avoid freeze-thaw cycles.

www.novusbio.com



technical@novusbio.com

Protocols, Publications, Related Products, Reviews, Research Tools and Images at:
www.novusbio.com/H00005551-M04

Updated 7/16/2023 v.20.1

Earn rewards for product
reviews and publications.

Submit a publication at www.novusbio.com/publications

Submit a review at www.novusbio.com/reviews/destination/H00005551-M04



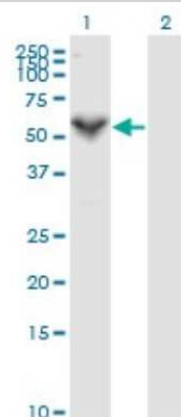
H00005551-M04

Perforin Antibody (3B4)


Product Information	
Unit Size	0.1 mg
Concentration	Concentrations vary lot to lot. See vial label for concentration. If unlisted please contact technical services.
Storage	Aliquot and store at -20C or -80C. Avoid freeze-thaw cycles.
Clonality	Monoclonal
Clone	3B4
Preservative	No Preservative
Isotype	IgG2a Kappa
Purity	IgG purified
Buffer	In 1x PBS, pH 7.4
Product Description	
Description	Quality control test: Antibody Reactive Against Recombinant Protein.
Host	Mouse
Gene ID	5551
Gene Symbol	PRF1
Species	Human
Specificity/Sensitivity	PRF1 - perforin 1 (pore forming protein) (3B4)
Immunogen	PRF1 (NP_005032.2, 461 a.a. ~ 555 a.a) partial recombinant protein with GST tag. MW of the GST tag alone is 26 KDa. WSVRLDFGDVLLATGGPLRLQVWDQDSGRDDDLLGTCDQAPKSGSHEVRCN LNHGHLKFRYHARCLPHLGGGTCLDYVPQMLLGEPPGNRSGAVW
Notes	This product is produced by and distributed for Abnova, a company based in Taiwan.
Product Application Details	
Applications	Western Blot, ELISA, Immunoprecipitation
Recommended Dilutions	Western Blot 1:500, ELISA, Immunoprecipitation
Application Notes	Antibody reactivity against Recombinant Protein with GST tag on ELISA and WB. GST tag alone is used as a negative control.

Images

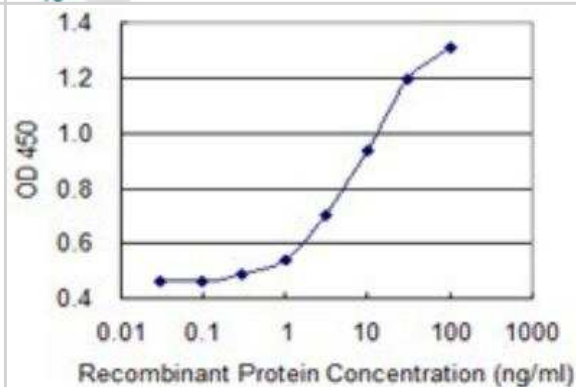
Western Blot: Perforin Antibody (3B4) [H00005551-M04] - Analysis of PRF1 expression in transfected 293T cell line by PRF1 monoclonal antibody (M04), clone 3B4. Lane 1: PRF1 transfected lysate (61.4 KDa). Lane 2: Non-transfected lysate.



Immunoprecipitation: Perforin Antibody (3B4) [H00005551-M04] - Analysis of PRF1 transfected lysate using anti-PRF1 monoclonal antibody and Protein A Magnetic Bead, and immunoblotted with PRF1 rabbit polyclonal antibody.



ELISA: Perforin Antibody (3B4) [H00005551-M04] - Detection limit for recombinant GST tagged PRF1 is 0.1 ng/ml as a capture antibody.





Novus Biologicals USA

10730 E. Briarwood Avenue
Centennial, CO 80112
USA
Phone: 303.730.1950
Toll Free: 1.888.506.6887
Fax: 303.730.1966
novus@novusbio.com

Bio-Techne Canada

21 Canmotor Ave
Toronto, ON M8Z 4E6
Canada
Phone: 905.827.6400
Toll Free: 855.668.8722
Fax: 905.827.6402
canada.inquires@bio-techne.com

Bio-Techne Ltd

19 Barton Lane
Abingdon Science Park
Abingdon, OX14 3NB, United Kingdom
Phone: (44) (0) 1235 529449
Free Phone: 0800 37 34 15
Fax: (44) (0) 1235 533420
info.EMEA@bio-techne.com

General Contact Information

www.novusbio.com
Technical Support: technical@novusbio.com
Orders: orders@novusbio.com
General: novus@novusbio.com

Limitations

This product is for research use only and is not approved for use in humans or in clinical diagnosis. Primary Antibodies are guaranteed for 1 year from date of receipt.

For more information on our 100% guarantee, please visit www.novusbio.com/guarantee

Earn gift cards/discounts by submitting a review: www.novusbio.com/reviews/submit/H00005551-M04

Earn gift cards/discounts by submitting a publication using this product:
www.novusbio.com/publications

