

Product Datasheet

Calcineurin A Antibody (2G8) - Azide and BSA Free H00005530-M03

Unit Size: 0.1 mg

Aliquot and store at -20C or -80C. Avoid freeze-thaw cycles.

www.novusbio.com



technical@novusbio.com

Publications: 2

Protocols, Publications, Related Products, Reviews, Research Tools and Images at:
www.novusbio.com/H00005530-M03

Updated 2/21/2025 v.20.1

Earn rewards for product
reviews and publications.

Submit a publication at www.novusbio.com/publications

Submit a review at www.novusbio.com/reviews/destination/H00005530-M03



H00005530-M03

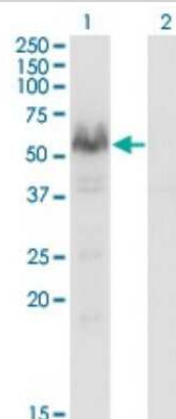
Calcineurin A Antibody (2G8) - Azide and BSA Free

Product Information	
Unit Size	0.1 mg
Concentration	Concentrations vary lot to lot. See vial label for concentration. If unlisted please contact technical services.
Storage	Aliquot and store at -20C or -80C. Avoid freeze-thaw cycles.
Clonality	Monoclonal
Clone	2G8
Preservative	No Preservative
Isotype	IgG2a Kappa
Purity	IgG purified
Buffer	In 1x PBS, pH 7.4
Product Description	
Description	Quality control test: Antibody Reactive Against Recombinant Protein.
Host	Mouse
Gene ID	5530
Gene Symbol	PPP3CA
Species	Human, Rat, Porcine
Specificity/Sensitivity	PPP3CA (2G8)
Immunogen	PPP3CA (NP_000935, 1 a.a. ~ 84 a.a) partial recombinant protein with GST tag. MW of the GST tag alone is 26 KDa. MSEPKAIDPKLSTTDRVVKAVPFPPSHRLTAKEVFDNDGKPRVDILKAHLMKEGRLEESVALRIITEGASILRQEKNLLDIDAP
Notes	This product is produced by and distributed for Abnova, a company based in Taiwan.
Product Application Details	
Applications	Western Blot, ELISA, Immunocytochemistry/ Immunofluorescence, Immunohistochemistry, Immunohistochemistry-Paraffin
Recommended Dilutions	Western Blot 1:500, ELISA, Immunohistochemistry 1:10-1:500, Immunocytochemistry/ Immunofluorescence, Immunohistochemistry-Paraffin 1:10-1:500
Application Notes	Antibody reactivity against Recombinant Protein with GST tag on ELISA and WB. GST tag alone is used as a negative control. It has been used for IHC-P.

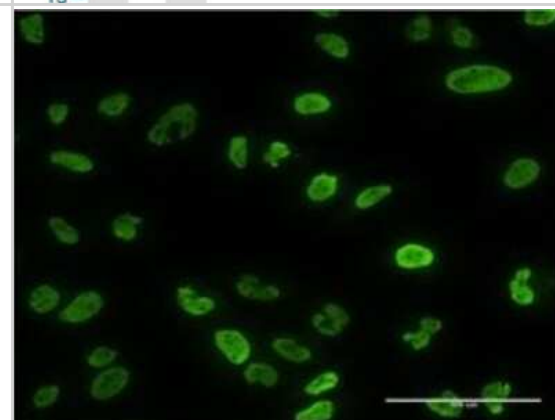


Images

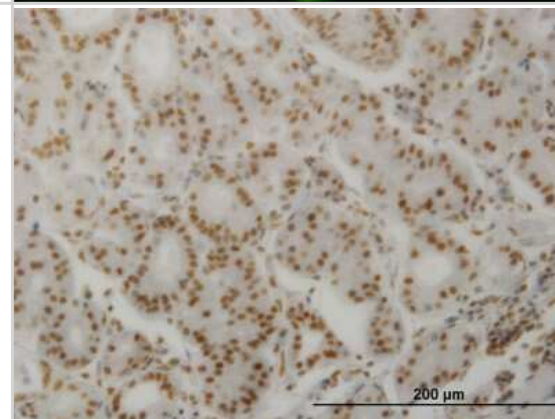
Western Blot: Calcineurin A Antibody (2G8) [H00005530-M03] - Analysis of PPP3CA expression in transfected 293T cell line by PPP3CA monoclonal antibody (M03), clone 2G8. Lane 1: PPP3CA transfected lysate (Predicted MW: 57.7 KDa). Lane 2: Non-transfected lysate.



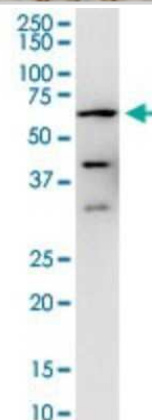
Immunocytochemistry/Immunofluorescence: Calcineurin A Antibody (2G8) [H00005530-M03] - Analysis of monoclonal antibody to PPP3CA on HeLa cell. Antibody concentration 10 ug/ml



Immunohistochemistry-Paraffin: Calcineurin A Antibody (2G8) [H00005530-M03] - Analysis of monoclonal antibody to PPP3CA on formalin-fixed paraffin-embedded human stomach. Antibody concentration 1.5 ug/ml



Western Blot: Calcineurin A Antibody (2G8) [H00005530-M03] - Analysis of PPP3CA expression in rat brain.



Publications

Mardjiati S, Wulan M, Laswati H, Hadi U, et al. Physical Exercise in Clinical Stage II human Immunodeficiency Virus Infection Patients' Increases skeletal Muscle Mass Through the Increasing of Myogenic Regulatory Factors Expression Indian Journal of Forensic Medicine & Toxicology 2021-09-08

Totzeck A, Boengler K, van de Sand A et al. No impact of protein phosphatases on connexin 43 phosphorylation in ischemic preconditioning. Am J Physiol Heart Circ Physiol. 2008-10-03 [PMID: 18835920]





Novus Biologicals USA

10730 E. Briarwood Avenue
Centennial, CO 80112
USA
Phone: 303.730.1950
Toll Free: 1.888.506.6887
Fax: 303.730.1966
nb-customerservice@bio-techne.com

Bio-Techne Canada

21 Canmotor Ave
Toronto, ON M8Z 4E6
Canada
Phone: 905.827.6400
Toll Free: 855.668.8722
Fax: 905.827.6402
canada.inquires@bio-techne.com

Bio-Techne Ltd

19 Barton Lane
Abingdon Science Park
Abingdon, OX14 3NB, United Kingdom
Phone: (44) (0) 1235 529449
Free Phone: 0800 37 34 15
Fax: (44) (0) 1235 533420
info.EMEA@bio-techne.com

General Contact Information

www.novusbio.com
Technical Support: nb-technical@bio-techne.com
Orders: nb-customerservice@bio-techne.com
General: novus@novusbio.com

Products Related to H00005530-M03

HAF007	Goat anti-Mouse IgG Secondary Antibody [HRP]
NB720-B	Rabbit anti-Mouse IgG (H+L) Secondary Antibody [Biotin]
NBP1-96981-0.5mg	Mouse IgG2a Kappa Isotype Control (M2AK)
NBP1-50945-0.01mg	Recombinant Human Calcineurin A His Protein

Limitations

This product is for research use only and is not approved for use in humans or in clinical diagnosis. Primary Antibodies are guaranteed for 1 year from date of receipt.

For more information on our 100% guarantee, please visit www.novusbio.com/guarantee

Earn gift cards/discounts by submitting a review: www.novusbio.com/reviews/submit/H00005530-M03

Earn gift cards/discounts by submitting a publication using this product:
www.novusbio.com/publications

