

Product Datasheet

Cyclophilin 40 Antibody H00005481-B01P

Unit Size: 0.05 mg

Aliquot and store at -20C or -80C. Avoid freeze-thaw cycles.

www.novusbio.com



technical@novusbio.com

Protocols, Publications, Related Products, Reviews, Research Tools and Images at:
www.novusbio.com/H00005481-B01P

Updated 6/27/2023 v.20.1

Earn rewards for product
reviews and publications.

Submit a publication at www.novusbio.com/publications

Submit a review at www.novusbio.com/reviews/destination/H00005481-B01P



H00005481-B01P**Cyclophilin 40 Antibody**

Product Information	
Unit Size	0.05 mg
Concentration	Concentrations vary lot to lot. See vial label for concentration. If unlisted please contact technical services.
Storage	Aliquot and store at -20C or -80C. Avoid freeze-thaw cycles.
Clonality	Polyclonal
Preservative	No Preservative
Isotype	IgG
Purity	Protein G purified
Buffer	PBS (pH 7.4)

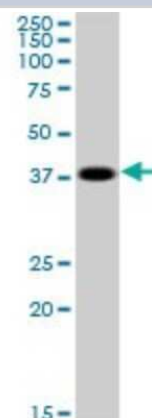
Product Description	
Description	Quality control test: Antibody reactive against mammalian transfected lysate.
Host	Mouse
Gene ID	5481
Gene Symbol	PPID
Species	Human, Mouse, Rat
Reactivity Notes	Please note that this antibody is reactive to Mouse and derived from the same host, Mouse. Additional Mouse on Mouse blocking steps may be required for IHC and ICC experiments. Please contact Technical Support for more information.
Immunogen	PPID (NP_005029, 1 a.a. - 370 a.a.) full-length human protein. MSHPSPQAKPSNPSNPRVFFDVDIGGERVGRIVLELFADIVPKTAENFRALCTG EKGIGHTTGKPLHFKGCPFHRIKKFMIQGGDFSNQNGTGGESIYGEKFEDENF HYKHDREGLLSMANAGRNTNGSQFFITTVPTPHLDGKHVVFGQVIKGIGVARIL ENVEVKGEKPAKLCVIAECGELKEGDDGGIFPKDGS GD SHPDPEDADIDLKD VDKILLITEDLKNIGNTFFKSQNWEMAIKKYAEVLRVYDSSKAVIETADRAKLQPI ALSCVLNIGACKLKMSNWQGAIDSCLEALELDPSNTKALYRRAQGWQGLKEYD QALADLKAQGIAPEDKAIQAELLKVKQKIKAKDKDEKAVYAKMFA
Notes	This product is produced by and distributed for Abnova, a company based in Taiwan.

Product Application Details	
Applications	Western Blot
Recommended Dilutions	Western Blot
Application Notes	It has been used for WB and Functional.

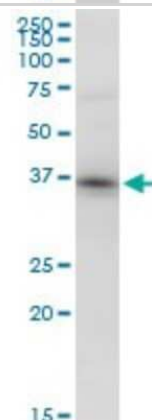


Images

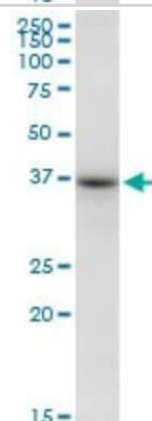
Western Blot: Cyclophilin 40 Antibody [H00005481-B01P] - Analysis of PPID expression in K-562.



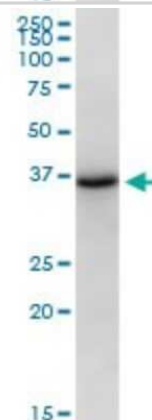
Western Blot: Cyclophilin 40 Antibody [H00005481-B01P] - Analysis of PPID expression in PC-12.




Western Blot: Cyclophilin 40 Antibody [H00005481-B01P] - Analysis of PPID expression in Raw 264.7.



Western Blot: Cyclophilin 40 Antibody [H00005481-B01P] - Analysis of PPID expression in NIH/3T3.



Western Blot: Cyclophilin 40 Antibody [H00005481-B01P] - Analysis of PPID expression in transfected 293T cell line by PPID polyclonal antibody. Lane 1: PPID transfected lysate(40.7 KDa). Lane 2: Non-transfected lysate.





Novus Biologicals USA

10730 E. Briarwood Avenue
Centennial, CO 80112
USA
Phone: 303.730.1950
Toll Free: 1.888.506.6887
Fax: 303.730.1966
novus@novusbio.com

Bio-Techne Canada

21 Canmotor Ave
Toronto, ON M8Z 4E6
Canada
Phone: 905.827.6400
Toll Free: 855.668.8722
Fax: 905.827.6402
canada.inquires@bio-techne.com

Bio-Techne Ltd

19 Barton Lane
Abingdon Science Park
Abingdon, OX14 3NB, United Kingdom
Phone: (44) (0) 1235 529449
Free Phone: 0800 37 34 15
Fax: (44) (0) 1235 533420
info.EMEA@bio-techne.com

General Contact Information

www.novusbio.com
Technical Support: technical@novusbio.com
Orders: orders@novusbio.com
General: novus@novusbio.com

Limitations

This product is for research use only and is not approved for use in humans or in clinical diagnosis.
Primary Antibodies are guaranteed for 1 year from date of receipt.

For more information on our 100% guarantee, please visit www.novusbio.com/guarantee

Earn gift cards/discounts by submitting a review: www.novusbio.com/reviews/submit/H00005481-B01P

Earn gift cards/discounts by submitting a publication using this product:
www.novusbio.com/publications

