

Product Datasheet

Cyclophilin A Antibody (1F4-1B5) - Azide and BSA Free H00005478-M01

Unit Size: 0.1 mg

Aliquot and store at -20C or -80C. Avoid freeze-thaw cycles.

www.novusbio.com



technical@novusbio.com

Publications: 4

Protocols, Publications, Related Products, Reviews, Research Tools and Images at:
www.novusbio.com/H00005478-M01

Updated 2/21/2025 v.20.1

Earn rewards for product
reviews and publications.

Submit a publication at www.novusbio.com/publications

Submit a review at www.novusbio.com/reviews/destination/H00005478-M01



H00005478-M01


Cyclophilin A Antibody (1F4-1B5) - Azide and BSA Free

Product Information	
Unit Size	0.1 mg
Concentration	Concentrations vary lot to lot. See vial label for concentration. If unlisted please contact technical services.
Storage	Aliquot and store at -20C or -80C. Avoid freeze-thaw cycles.
Clonality	Monoclonal
Clone	1F4-1B5
Preservative	No Preservative
Isotype	IgG2a Kappa
Purity	IgG purified
Buffer	In 1x PBS, pH 7.4
Product Description	
Description	Quality control test: Antibody Reactive Against Recombinant Protein.
Host	Mouse
Gene ID	5478
Gene Symbol	PPIA
Species	Human
Specificity/Sensitivity	PPIA - peptidylprolyl isomerase A (cyclophilin A)
Immunogen	PPIA (AAH00689.1, 1 a.a. - 165 a.a.) full-length recombinant protein with GST tag. MW of the GST tag alone is 26 KDa. MVNPTVFFDIAVDGEPLGRVSFELFADKVPKTAENFRALSTGEKGFGYKGSCF HRIIPGFMCCGGDFTRHNGTGGKSIYGEKFEDENFILKHTGPGILSMANAGPNT NGSQFFICTAKTEWLDGKHVVFGKVKEGMNIVEAMERFGSRNGKTSKKITIADC GQLE
Notes	This product is produced by and distributed for Abnova, a company based in Taiwan.
Product Application Details	
Applications	Western Blot, ELISA
Recommended Dilutions	Western Blot, ELISA
Application Notes	Antibody reactivity against cell lysate and recombinant protein for WB. It has also been used for ELISA.

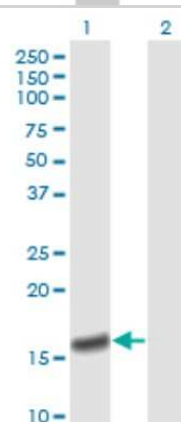


Images

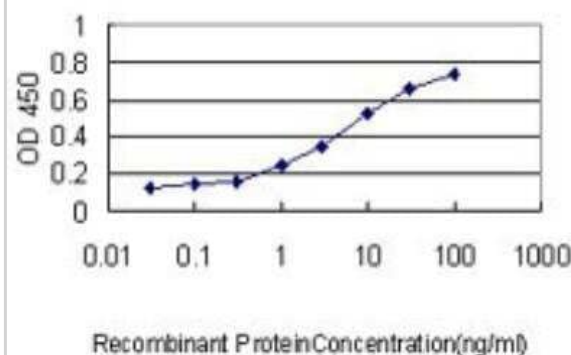
Western Blot: Cyclophilin A Antibody (1F4-1B5) [H00005478-M01] - PPIA monoclonal antibody (M01), clone 1F4-1B5 Analysis of PPIA expression in Jurkat.



Western Blot: Cyclophilin A Antibody (1F4-1B5) [H00005478-M01] - Analysis of PPIA expression in transfected 293T cell line by PPIA monoclonal antibody (M01), clone 1F4-1B5. Lane 1: PPIA transfected lysate (18 kDa). Lane 2: Non-transfected lysate.



ELISA: Cyclophilin A Antibody (1F4-1B5) [H00005478-M01] - Detection limit for recombinant GST tagged PPIA is approximately 0.03 ng/ml as a capture antibody.



Publications

Deng FY, Lei SF, Zhang Y et al. Peripheral blood monocyte-expressed ANXA2 gene is involved in pathogenesis of osteoporosis in humans. *Mol Cell Proteomics*. 2011-08-04 [PMID: 21817168]

Satkunanathan S, Wheeler J, Thorpe R, Zhao Y. Establishment of a Novel Cell Line for the Enhanced Production of Recombinant AAV Vectors for Gene Therapy. *Hum Gene Ther*. 2014-07-29 [PMID: 25072415]

Rho JH, Roehrl MH, Wang JY. Tissue proteomics reveals differential and compartment-specific expression of the homologs transgelin and transgelin-2 in lung adenocarcinoma and its stroma. *J Proteome Res* 8(12):5610-8. 2009-12-01 [PMID: 19848416]

Sedelaar JP, Isaacs JT. Tissue culture media supplemented with 10% fetal calf serum contains a castrate level of testosterone. *Prostate* 69(16):1724-9. 2009-12-01 [PMID: 19676093]



Novus Biologicals USA

10730 E. Briarwood Avenue
Centennial, CO 80112
USA
Phone: 303.730.1950
Toll Free: 1.888.506.6887
Fax: 303.730.1966
nb-customerservice@bio-techne.com

Bio-Techne Canada

21 Canmotor Ave
Toronto, ON M8Z 4E6
Canada
Phone: 905.827.6400
Toll Free: 855.668.8722
Fax: 905.827.6402
canada.inquires@bio-techne.com

Bio-Techne Ltd

19 Barton Lane
Abingdon Science Park
Abingdon, OX14 3NB, United Kingdom
Phone: (44) (0) 1235 529449
Free Phone: 0800 37 34 15
Fax: (44) (0) 1235 533420
info.EMEA@bio-techne.com

General Contact Information

www.novusbio.com
Technical Support: nb-technical@bio-techne.com
Orders: nb-customerservice@bio-techne.com
General: novus@novusbio.com

Products Related to H00005478-M01

HAF007	Goat anti-Mouse IgG Secondary Antibody [HRP]
NB720-B	Rabbit anti-Mouse IgG (H+L) Secondary Antibody [Biotin]
NBP1-96981-0.5mg	Mouse IgG2a Kappa Isotype Control (M2AK)
NBP2-51990-0.1mg	Recombinant E. coli Cyclophilin A His Protein

Limitations

This product is for research use only and is not approved for use in humans or in clinical diagnosis. Primary Antibodies are guaranteed for 1 year from date of receipt.

For more information on our 100% guarantee, please visit www.novusbio.com/guarantee

Earn gift cards/discounts by submitting a review: www.novusbio.com/reviews/submit/H00005478-M01

Earn gift cards/discounts by submitting a publication using this product:
www.novusbio.com/publications

