

# Product Datasheet

## POU4F3 Antibody (5B8) - Azide and BSA Free H00005459-M01

Unit Size: 0.1 mg

Aliquot and store at -20C or -80C. Avoid freeze-thaw cycles.

[www.novusbio.com](http://www.novusbio.com)



[technical@novusbio.com](mailto:technical@novusbio.com)

Protocols, Publications, Related Products, Reviews, Research Tools and Images at:  
[www.novusbio.com/H00005459-M01](http://www.novusbio.com/H00005459-M01)

Updated 2/21/2025 v.20.1

Earn rewards for product  
reviews and publications.

Submit a publication at [www.novusbio.com/publications](http://www.novusbio.com/publications)

Submit a review at [www.novusbio.com/reviews/destination/H00005459-M01](http://www.novusbio.com/reviews/destination/H00005459-M01)



**H00005459-M01**

POU4F3 Antibody (5B8) - Azide and BSA Free

**Product Information**

<b>Unit Size</b>	0.1 mg
<b>Concentration</b>	Concentrations vary lot to lot. See vial label for concentration. If unlisted please contact technical services.
<b>Storage</b>	Aliquot and store at -20C or -80C. Avoid freeze-thaw cycles.
<b>Clonality</b>	Monoclonal
<b>Clone</b>	5B8
<b>Preservative</b>	No Preservative
<b>Isotype</b>	IgG1 Kappa
<b>Purity</b>	IgG purified
<b>Buffer</b>	In 1x PBS, pH 7.4

**Product Description**

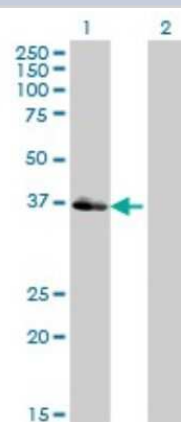
<b>Description</b>	Quality control test: Antibody Reactive Against Recombinant Protein.
<b>Host</b>	Mouse
<b>Gene ID</b>	5459
<b>Gene Symbol</b>	POU4F3
<b>Species</b>	Human
<b>Specificity/Sensitivity</b>	POU4F3 - POU domain, class 4, transcription factor 3
<b>Immunogen</b>	POU4F3 (NP_002691, 100 a.a. ~ 190 a.a) partial recombinant protein with GST tag. MW of the GST tag alone is 26 KDa. PAALTSHPHHAVHQGLEGDLEHISPTLSVSGLGAPESVMPAQIHPHHLGAM GHLHQAMGMSHPHTVAPHSAMPACLSDEVSDPRELEAF
<b>Notes</b>	This product is produced by and distributed for Abnova, a company based in Taiwan.

**Product Application Details**

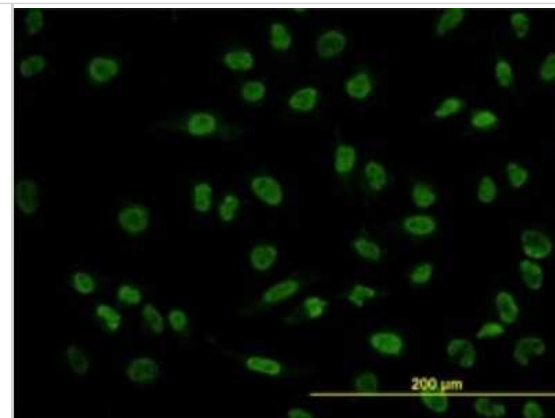
<b>Applications</b>	Western Blot, ELISA, Immunocytochemistry/ Immunofluorescence, Knockdown Validated
<b>Recommended Dilutions</b>	Western Blot 1:500, ELISA, Immunocytochemistry/ Immunofluorescence, Knockdown Validated
<b>Application Notes</b>	Antibody reactivity against cell lysate and recombinant protein for WB. It has also been used for IF, RNAi Validation and ELISA.

**Images**

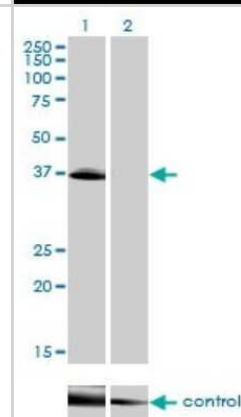
Western Blot: POU4F3 Antibody (5B8) [H00005459-M01] - Analysis of POU4F3 expression in transfected 293T cell line by POU4F3 monoclonal antibody (M01), clone 5B8. Lane 1: POU4F3 transfected lysate (37.1 KDa). Lane 2: Non-transfected lysate.



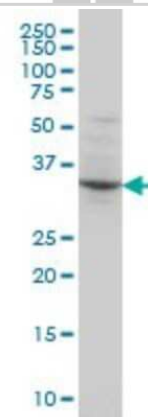
Immunocytochemistry/Immunofluorescence: POU4F3 Antibody (5B8) [H00005459-M01] - Analysis of monoclonal antibody to POU4F3 on HeLa cell. Antibody concentration 10 ug/ml.



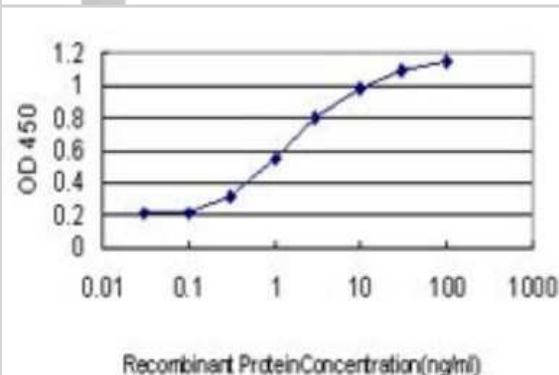
Western Blot: POU4F3 Antibody (5B8) [H00005459-M01] - Analysis of POU4F3 over-expressed 293 cell line, cotransfected with POU4F3 Validated Chimera RNAi ( Cat # H00005459-R01V ) (Lane 2) or non-transfected control (Lane 1). Blot probed with POU4F3 monoclonal antibody (M01), clone 5B8 (Cat # H00005459-M01 ). GAPDH ( 36.1 kDa ) used as specificity and loading control.



Western Blot: POU4F3 Antibody (5B8) [H00005459-M01] - POU4F3 monoclonal antibody (M01), clone 5B8 Analysis of POU4F3 expression in Hela S3 NE.



ELISA: POU4F3 Antibody (5B8) [H00005459-M01] - Detection limit for recombinant GST tagged POU4F3 is approximately 0.1ng/ml as a capture antibody.





### **Novus Biologicals USA**

10730 E. Briarwood Avenue  
Centennial, CO 80112  
USA  
Phone: 303.730.1950  
Toll Free: 1.888.506.6887  
Fax: 303.730.1966  
nb-customerservice@bio-techne.com

### **Bio-Techne Canada**

21 Canmotor Ave  
Toronto, ON M8Z 4E6  
Canada  
Phone: 905.827.6400  
Toll Free: 855.668.8722  
Fax: 905.827.6402  
canada.inquires@bio-techne.com

### **Bio-Techne Ltd**

19 Barton Lane  
Abingdon Science Park  
Abingdon, OX14 3NB, United Kingdom  
Phone: (44) (0) 1235 529449  
Free Phone: 0800 37 34 15  
Fax: (44) (0) 1235 533420  
info.EMEA@bio-techne.com

### **General Contact Information**

[www.novusbio.com](http://www.novusbio.com)  
Technical Support: nb-technical@bio-techne.com  
Orders: nb-customerservice@bio-techne.com  
General: novus@novusbio.com

### **Products Related to H00005459-M01**

---

HAF007	Goat anti-Mouse IgG Secondary Antibody [HRP]
NB720-B	Rabbit anti-Mouse IgG (H+L) Secondary Antibody [Biotin]
NBP1-43319-0.5mg	Mouse IgG1 Kappa Isotype Control (P3.6.2.8.1)
H00005459-P01-10ug	Recombinant Human POU4F3 GST (N-Term) Protein

---

### **Limitations**

This product is for research use only and is not approved for use in humans or in clinical diagnosis. Primary Antibodies are guaranteed for 1 year from date of receipt.

For more information on our 100% guarantee, please visit [www.novusbio.com/guarantee](http://www.novusbio.com/guarantee)

Earn gift cards/discounts by submitting a review: [www.novusbio.com/reviews/submit/H00005459-M01](http://www.novusbio.com/reviews/submit/H00005459-M01)

Earn gift cards/discounts by submitting a publication using this product:  
[www.novusbio.com/publications](http://www.novusbio.com/publications)

