

Product Datasheet

Polycystin 2 Antibody (4C8) - Azide and BSA Free H00005311-M01

Unit Size: 0.1 mg

Aliquot and store at -20C or -80C. Avoid freeze-thaw cycles.

www.novusbio.com



technical@novusbio.com

Publications: 2

Protocols, Publications, Related Products, Reviews, Research Tools and Images at:
www.novusbio.com/H00005311-M01

Updated 2/21/2025 v.20.1

Earn rewards for product
reviews and publications.

Submit a publication at www.novusbio.com/publications

Submit a review at www.novusbio.com/reviews/destination/H00005311-M01



H00005311-M01


Polycystin 2 Antibody (4C8) - Azide and BSA Free

Product Information	
Unit Size	0.1 mg
Concentration	Concentrations vary lot to lot. See vial label for concentration. If unlisted please contact technical services.
Storage	Aliquot and store at -20C or -80C. Avoid freeze-thaw cycles.
Clonality	Monoclonal
Clone	4C8
Preservative	No Preservative
Isotype	IgG2a Kappa
Purity	IgG purified
Buffer	In 1x PBS, pH 7.4
Product Description	
Description	Quality control test: Antibody Reactive Against Recombinant Protein.
Host	Mouse
Gene ID	5311
Gene Symbol	PKD2
Species	Human
Specificity/Sensitivity	PKD2 - polycystic kidney disease 2 (autosomal dominant)
Immunogen	PKD2 (NP_000288, 261 a.a. ~ 360 a.a) partial recombinant protein with GST tag. MW of the GST tag alone is 26 KDa. PVSKTEKTNFKTLSSMEDFWKFTEGSLLDGLYWKMQPSNQTEADNRSFIFYEN LLLGVPRI RQLRVNRNGSCSIPQDLRDEIKECYDVYSVSSSEDRAPFGP
Notes	This product is produced by and distributed for Abnova, a company based in Taiwan.
Product Application Details	
Applications	Western Blot, ELISA, Immunocytochemistry/ Immunofluorescence, Proximity Ligation Assay, Sandwich ELISA
Recommended Dilutions	Western Blot 1:500, ELISA, Immunocytochemistry/ Immunofluorescence, Proximity Ligation Assay, Sandwich ELISA
Application Notes	Antibody reactivity against Recombinant Protein with GST tag on ELISA and WB. GST tag alone is used as a negative control. Use in PLA reported in scitific publication PMID: 32543276

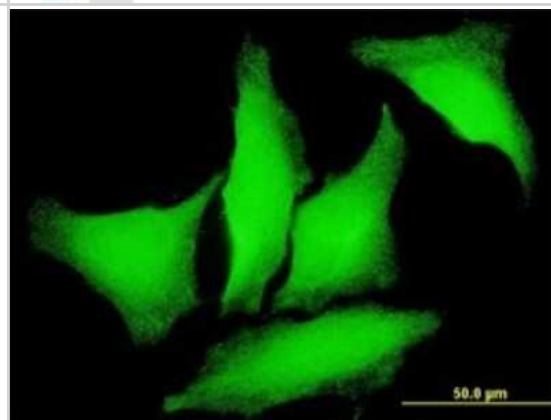


Images

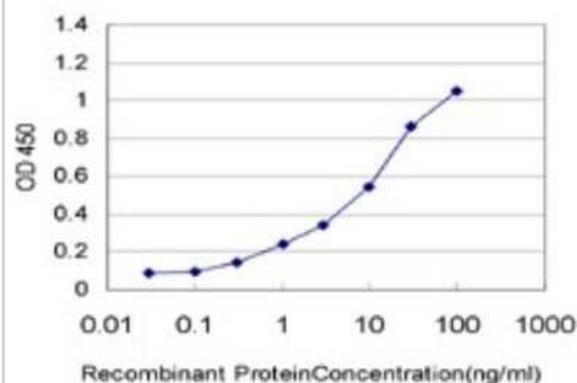
Western Blot: Polycystin 2 Antibody (4C8) [H00005311-M01] - PKD2 monoclonal antibody (M01), clone 4C8. Analysis of PKD2 expression in human liver.



Immunocytochemistry/Immunofluorescence: Polycystin 2 Antibody (4C8) [H00005311-M01] - Analysis of monoclonal antibody to PKD2 on HeLa cell . Antibody concentration 10 ug/ml.



Sandwich ELISA: Polycystin 2 Antibody (4C8) [H00005311-M01] - Detection limit for recombinant GST tagged PKD2 is approximately 0.3ng/ml as a capture antibody.



Publications

Keiichi T, Koji U, Masahiro S et al. Urinary extracellular vesicles signature for diagnosis of kidney disease. iScience. 2022-11-08 [PMID: 36439984]

PeNa-Oyarzun D, Rodriguez-PeNa M, Burgos-Bravo F et al. PKD2/polycystin-2 induces autophagy by forming a complex with BECN1 Autophagy 2020-06-30 [PMID: 32543276] (PLA, Human)



Novus Biologicals USA

10730 E. Briarwood Avenue
Centennial, CO 80112
USA
Phone: 303.730.1950
Toll Free: 1.888.506.6887
Fax: 303.730.1966
nb-customerservice@bio-techne.com

Bio-Techne Canada

21 Canmotor Ave
Toronto, ON M8Z 4E6
Canada
Phone: 905.827.6400
Toll Free: 855.668.8722
Fax: 905.827.6402
canada.inquires@bio-techne.com

Bio-Techne Ltd

19 Barton Lane
Abingdon Science Park
Abingdon, OX14 3NB, United Kingdom
Phone: (44) (0) 1235 529449
Free Phone: 0800 37 34 15
Fax: (44) (0) 1235 533420
info.EMEA@bio-techne.com

General Contact Information

www.novusbio.com
Technical Support: nb-technical@bio-techne.com
Orders: nb-customerservice@bio-techne.com
General: novus@novusbio.com

Products Related to H00005311-M01

HAF007	Goat anti-Mouse IgG Secondary Antibody [HRP]
NB720-B	Rabbit anti-Mouse IgG (H+L) Secondary Antibody [Biotin]
NBP1-96981-0.5mg	Mouse IgG2a Kappa Isotype Control (M2AK)
H00005311-Q01-10ug	Recombinant Human Polycystin 2 GST (N-Term) Protein

Limitations

This product is for research use only and is not approved for use in humans or in clinical diagnosis. Primary Antibodies are guaranteed for 1 year from date of receipt.

For more information on our 100% guarantee, please visit www.novusbio.com/guarantee

Earn gift cards/discounts by submitting a review: www.novusbio.com/reviews/submit/H00005311-M01

Earn gift cards/discounts by submitting a publication using this product:
www.novusbio.com/publications

