

Product Datasheet

PHKG2 Antibody (2B8) - Azide and BSA Free H00005261-M05

Unit Size: 0.1 mg

Aliquot and store at -20C or -80C. Avoid freeze-thaw cycles.

www.novusbio.com



technical@novusbio.com

Protocols, Publications, Related Products, Reviews, Research Tools and Images at:
www.novusbio.com/H00005261-M05

Updated 2/21/2025 v.20.1

Earn rewards for product
reviews and publications.

Submit a publication at www.novusbio.com/publications

Submit a review at www.novusbio.com/reviews/destination/H00005261-M05



H00005261-M05

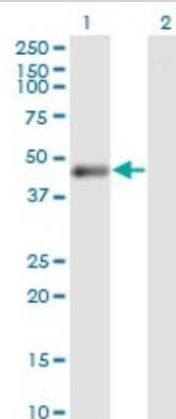
PHKG2 Antibody (2B8) - Azide and BSA Free

Product Information	
Unit Size	0.1 mg
Concentration	Concentrations vary lot to lot. See vial label for concentration. If unlisted please contact technical services.
Storage	Aliquot and store at -20C or -80C. Avoid freeze-thaw cycles.
Clonality	Monoclonal
Clone	2B8
Preservative	No Preservative
Isotype	IgG2a Lambda
Purity	IgG purified
Buffer	In 1x PBS, pH 7.4
Product Description	
Description	Quality control test: Antibody Reactive Against Recombinant Protein.
Host	Mouse
Gene ID	5261
Gene Symbol	PHKG2
Species	Human
Specificity/Sensitivity	PHKG2 (2B8)
Immunogen	PHKG2 (AAH02541.1, 1 a.a. ~ 406 a.a) full-length recombinant protein with GST tag. MW of the GST tag alone is 26 KDa. MTLDVGPEDLPDWAAAKEFYQKYDPKDVIGRGVSSVVRRCVHRATGHEFAV KIMEVTAERLSPEQLEEVRREATRRETHILRQVAGHPHIITLIDSYESSSFMFLVFD LMRKGEELFDYLTEKVALSEKETRSIMRSLLEAVSFLHANNIVHRDLKPENILLDD NMQIRLSDFGFSCHLEPGKELRELCGTPGYLAPEILKCSMDETHPGYGKEVDL WACGVILFTLLAGSPPFWHRRQILMLRMIMEGQYQFSSPEWDDRSSTVKDLIS RLLQVDPEARLTAEQALQHPFFERCEGSQPWNLTQRFRVAVWTVLAAGR V ALSTHRVRPLTKNALLRDPYALRSVRHLIDNCAFRLYGHVVKKGEQQNRAALF QHRPPGPFPIMGPEEEGDSAAITEDEAVLVLG
Notes	This product is produced by and distributed for Abnova, a company based in Taiwan.
Product Application Details	
Applications	Western Blot, ELISA, Immunocytochemistry/ Immunofluorescence, Sandwich ELISA
Recommended Dilutions	Western Blot 1:500, ELISA, Immunocytochemistry/ Immunofluorescence, Sandwich ELISA
Application Notes	Antibody reactivity against Recombinant Protein with GST tag on ELISA and WB. GST tag alone is used as a negative control.

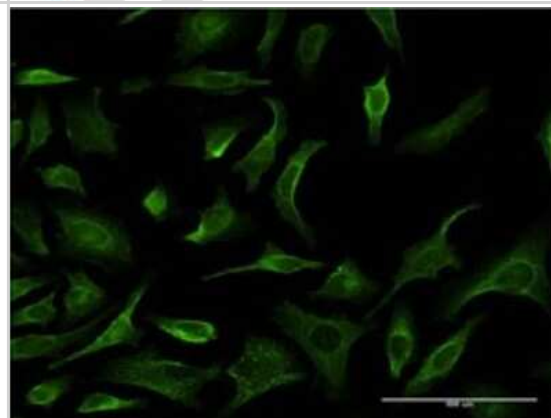


Images

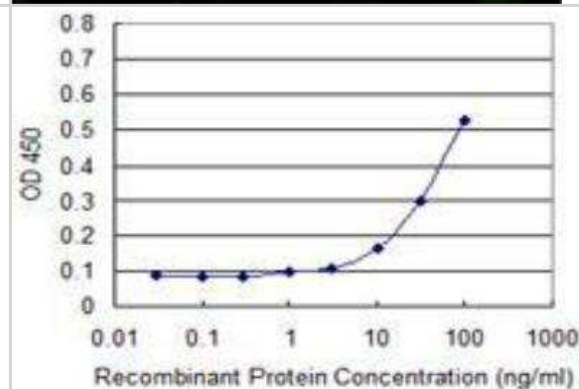
Western Blot: PHKG2 Antibody (2B8) [H00005261-M05] - Analysis of PHKG2 expression in transfected 293T cell line by PHKG2 monoclonal antibody (M05), clone 2B8. Lane 1: PHKG2 transfected lysate (Predicted MW: 46.4 KDa). Lane 2: Non-transfected lysate.



Immunocytochemistry/Immunofluorescence: PHKG2 Antibody (2B8) [H00005261-M05] - Analysis of monoclonal antibody to PHKG2 on HeLa cell. Antibody concentration 10 ug/ml



Sandwich ELISA: PHKG2 Antibody (2B8) [H00005261-M05] - Detection limit for recombinant GST tagged PHKG2 is approximately 10ng/ml as a capture antibody.





Novus Biologicals USA

10730 E. Briarwood Avenue
Centennial, CO 80112
USA
Phone: 303.730.1950
Toll Free: 1.888.506.6887
Fax: 303.730.1966
nb-customerservice@bio-techne.com

Bio-Techne Canada

21 Canmotor Ave
Toronto, ON M8Z 4E6
Canada
Phone: 905.827.6400
Toll Free: 855.668.8722
Fax: 905.827.6402
canada.inquires@bio-techne.com

Bio-Techne Ltd

19 Barton Lane
Abingdon Science Park
Abingdon, OX14 3NB, United Kingdom
Phone: (44) (0) 1235 529449
Free Phone: 0800 37 34 15
Fax: (44) (0) 1235 533420
info.EMEA@bio-techne.com

General Contact Information

www.novusbio.com
Technical Support: nb-technical@bio-techne.com
Orders: nb-customerservice@bio-techne.com
General: novus@novusbio.com

Products Related to H00005261-M05

HAF007	Goat anti-Mouse IgG Secondary Antibody [HRP]
NB720-B	Rabbit anti-Mouse IgG (H+L) Secondary Antibody [Biotin]
H00005261-P01-10ug	Recombinant Human PHKG2 GST (N-Term) Protein
DGP00	gp130/CD130 [HRP]

Limitations

This product is for research use only and is not approved for use in humans or in clinical diagnosis. Primary Antibodies are guaranteed for 1 year from date of receipt.

For more information on our 100% guarantee, please visit www.novusbio.com/guarantee

Earn gift cards/discounts by submitting a review: www.novusbio.com/reviews/submit/H00005261-M05

Earn gift cards/discounts by submitting a publication using this product:
www.novusbio.com/publications

