

Product Datasheet

PDE6D Antibody (5C7) - Azide and BSA Free H00005147-M06

Unit Size: 0.1 mg

Aliquot and store at -20C or -80C. Avoid freeze-thaw cycles.

www.novusbio.com



technical@novusbio.com

Protocols, Publications, Related Products, Reviews, Research Tools and Images at:
www.novusbio.com/H00005147-M06

Updated 2/21/2025 v.20.1

Earn rewards for product
reviews and publications.

Submit a publication at www.novusbio.com/publications

Submit a review at www.novusbio.com/reviews/destination/H00005147-M06



H00005147-M06

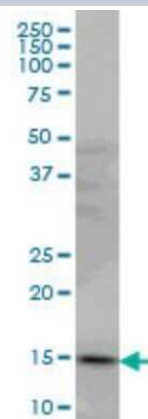
PDE6D Antibody (5C7) - Azide and BSA Free

Product Information	
Unit Size	0.1 mg
Concentration	Concentrations vary lot to lot. See vial label for concentration. If unlisted please contact technical services.
Storage	Aliquot and store at -20C or -80C. Avoid freeze-thaw cycles.
Clonality	Monoclonal
Clone	5C7
Preservative	No Preservative
Isotype	IgG2b Kappa
Purity	IgG purified
Buffer	In 1x PBS, pH 7.4
Product Description	
Description	Quality control test: Antibody Reactive Against Recombinant Protein.
Host	Mouse
Gene ID	5147
Gene Symbol	PDE6D
Species	Human
Specificity/Sensitivity	PDE6D - phosphodiesterase 6D, cGMP-specific, rod, delta
Immunogen	PDE6D (AAH07831, 1 a.a. ~ 150 a.a) full-length recombinant protein with GST tag. MW of the GST tag alone is 26 KDa. MSAKDERAREILRGFKLNWMNLRDAETGKILWQGTEDLSVPGVEHEARVPKKI LKCKAVSRELNFSSTEQMEKFRLEQKVYFKGQCLEEWFFEFQGFVIPNSTNTWQ SLIEAAPESQMMPASVLTGNVVIETKFFDDDLLVSTSRVRLFYV
Notes	This product is produced by and distributed for Abnova, a company based in Taiwan.
Product Application Details	
Applications	Western Blot, ELISA, Immunocytochemistry/ Immunofluorescence
Recommended Dilutions	Western Blot 1:500, ELISA, Immunocytochemistry/ Immunofluorescence 1:10-1:2000
Application Notes	Antibody reactivity against cell lysate and recombinant protein for WB

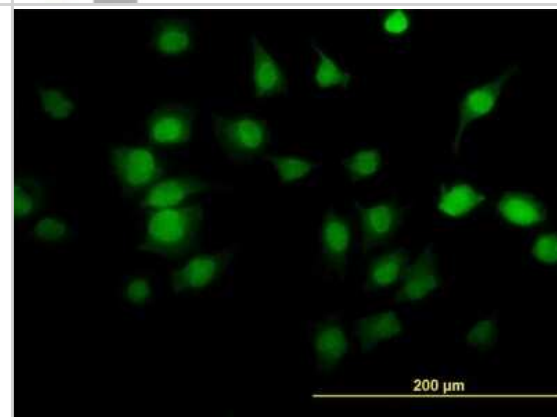


Images

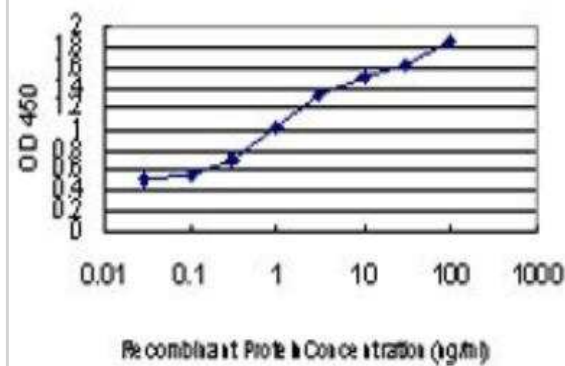
Western Blot: PDE6D Antibody (5C7) [H00005147-M06] - Analysis of PDE6D expression in HeLa (Cat # L013V1).



Immunocytochemistry/Immunofluorescence: PDE6D Antibody (5C7) [H00005147-M06] - Analysis of monoclonal antibody to PDE6D on HeLa cell. Antibody concentration 20 ug/ml



ELISA: PDE6D Antibody (5C7) [H00005147-M06] - Detection limit for recombinant GST tagged PDE6D is approximately 0.03ng/ml as a capture antibody.





Novus Biologicals USA

10730 E. Briarwood Avenue
Centennial, CO 80112
USA
Phone: 303.730.1950
Toll Free: 1.888.506.6887
Fax: 303.730.1966
nb-customerservice@bio-techne.com

Bio-Techne Canada

21 Canmotor Ave
Toronto, ON M8Z 4E6
Canada
Phone: 905.827.6400
Toll Free: 855.668.8722
Fax: 905.827.6402
canada.inquires@bio-techne.com

Bio-Techne Ltd

19 Barton Lane
Abingdon Science Park
Abingdon, OX14 3NB, United Kingdom
Phone: (44) (0) 1235 529449
Free Phone: 0800 37 34 15
Fax: (44) (0) 1235 533420
info.EMEA@bio-techne.com

General Contact Information

www.novusbio.com
Technical Support: nb-technical@bio-techne.com
Orders: nb-customerservice@bio-techne.com
General: novus@novusbio.com

Products Related to H00005147-M06

HAF007	Goat anti-Mouse IgG Secondary Antibody [HRP]
NB720-B	Rabbit anti-Mouse IgG (H+L) Secondary Antibody [Biotin]
NBP1-43317-0.5mg	Mouse IgG2b Kappa Light Chain Isotype Control (MG2b)
NBP1-44480	Recombinant Human PDE6D His Protein

Limitations

This product is for research use only and is not approved for use in humans or in clinical diagnosis. Primary Antibodies are guaranteed for 1 year from date of receipt.

For more information on our 100% guarantee, please visit www.novusbio.com/guarantee

Earn gift cards/discounts by submitting a review: www.novusbio.com/reviews/submit/H00005147-M06

Earn gift cards/discounts by submitting a publication using this product:
www.novusbio.com/publications

