

# Product Datasheet

## PA2G4/EBP1 Antibody H00005036-D01P

Unit Size: 0.1 mg

Aliquot and store at -20C or -80C. Avoid freeze-thaw cycles.

[www.novusbio.com](http://www.novusbio.com)



[technical@novusbio.com](mailto:technical@novusbio.com)

Protocols, Publications, Related Products, Reviews, Research Tools and Images at:  
[www.novusbio.com/H00005036-D01P](http://www.novusbio.com/H00005036-D01P)

Updated 6/27/2023 v.20.1

Earn rewards for product  
reviews and publications.

Submit a publication at [www.novusbio.com/publications](http://www.novusbio.com/publications)

Submit a review at [www.novusbio.com/reviews/destination/H00005036-D01P](http://www.novusbio.com/reviews/destination/H00005036-D01P)



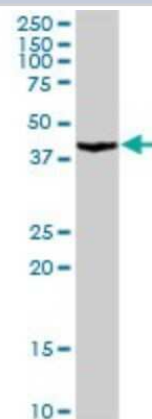
**H00005036-D01P**

## PA2G4/EBP1 Antibody

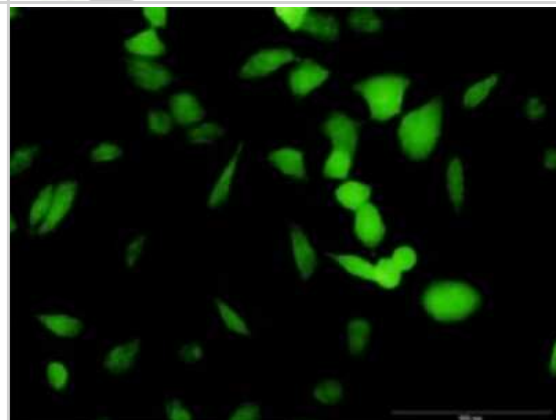
Product Information	
Unit Size	0.1 mg
Concentration	Concentrations vary lot to lot. See vial label for concentration. If unlisted please contact technical services.
Storage	Aliquot and store at -20C or -80C. Avoid freeze-thaw cycles.
Clonality	Polyclonal
Preservative	No Preservative
Isotype	IgG
Purity	Protein A purified
Buffer	PBS (pH 7.4)
Product Description	
Description	Quality control test: Antibody reactive against mammalian transfected lysate.
Host	Rabbit
Gene ID	5036
Gene Symbol	PA2G4
Species	Human, Mouse
Specificity/Sensitivity	PA2G4 - proliferation-associated 2G4, 38kDa,
Immunogen	PA2G4 (NP_006182.2, 1 a.a. - 394 a.a.) full-length human protein. MSGEDEQQEQTIAEDLVVTKYKMGGDIANRVLRSLSVEASSSGVSVLSLCEKGD AMIMEETGKIFKKEKEMKKGIAFPTSISVNNCVCHFSPKSDQDYILKEGDLVKID LGVHVDGFIANVAHTFVVDVAQGTQVTGRKADVIKAAHLCAEAALRLVKPGNQ NTQVTEAWNKVAHSFNCTPIEGMLSHQLKQHVIDGEKTIQNP TDQKKDHEK AEFEVHEVYAVDVLVSSGEGKAKDAGQRRTTIYKRDPKQYGLKMKTSRAFFSE VERRFDAMPFTLRAFEDKARMGVVECAKHELLQPFNVLYEKEGEFVAQFKF TVLLMPNGPMRITSGPFEPDLYKSEMEVQDAELKALLQSSASRKTQKKKKKKA SKTAENATSGETLEENEAGD
Notes	This product is produced by and distributed for Abnova, a company based in Taiwan.
Product Application Details	
Applications	Western Blot, Immunocytochemistry/Immunofluorescence
Recommended Dilutions	Western Blot, Immunocytochemistry/Immunofluorescence
Application Notes	Antibody reactivity against Recombinant Protein with GST tag on ELISA and WB and also on transfected lysate in WB. GST tag alone is used as a negative control.

**Images**

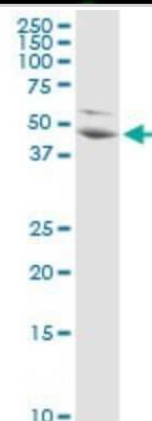
Western Blot: PA2G4/EBP1 Antibody [H00005036-D01P] - Analysis of PA2G4 expression in mouse liver.



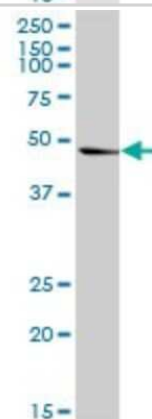
Immunocytochemistry/Immunofluorescence: PA2G4/EBP1 Antibody [H00005036-D01P] - Analysis of antibody to PA2G4 on HeLa cell. Antibody concentration 10 ug/ml.



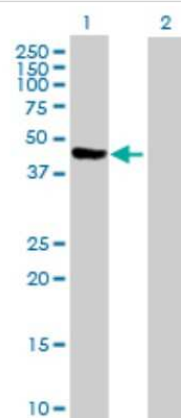
Western Blot: PA2G4/EBP1 Antibody [H00005036-D01P] - Analysis of PA2G4 expression in HeLa.



Western Blot: PA2G4/EBP1 Antibody [H00005036-D01P] - Analysis of PA2G4 expression in human stomach.



Western Blot: PA2G4/EBP1 Antibody [H00005036-D01P] - Analysis of PA2G4 expression in transfected 293T cell line by PA2G4 polyclonal antibody. Lane 1: PA2G4 transfected lysate(43.80 KDa). Lane 2: Non-transfected lysate.





### **Novus Biologicals USA**

10730 E. Briarwood Avenue  
Centennial, CO 80112  
USA

Phone: 303.730.1950  
Toll Free: 1.888.506.6887  
Fax: 303.730.1966  
novus@novusbio.com

### **Bio-Techne Canada**

21 Canmotor Ave  
Toronto, ON M8Z 4E6  
Canada

Phone: 905.827.6400  
Toll Free: 855.668.8722  
Fax: 905.827.6402  
canada.inquires@bio-techne.com

### **Bio-Techne Ltd**

19 Barton Lane  
Abingdon Science Park  
Abingdon, OX14 3NB, United Kingdom

Phone: (44) (0) 1235 529449  
Free Phone: 0800 37 34 15  
Fax: (44) (0) 1235 533420  
info.EMEA@bio-techne.com

### **General Contact Information**

www.novusbio.com  
Technical Support: technical@novusbio.com  
Orders: orders@novusbio.com  
General: novus@novusbio.com

### **Limitations**

This product is for research use only and is not approved for use in humans or in clinical diagnosis. Primary Antibodies are guaranteed for 1 year from date of receipt.

For more information on our 100% guarantee, please visit [www.novusbio.com/guarantee](http://www.novusbio.com/guarantee)

Earn gift cards/discounts by submitting a review: [www.novusbio.com/reviews/submit/H00005036-D01P](http://www.novusbio.com/reviews/submit/H00005036-D01P)

Earn gift cards/discounts by submitting a publication using this product:  
[www.novusbio.com/publications](http://www.novusbio.com/publications)

