

# Product Datasheet

## Occludin Antibody H00004950-D01P

Unit Size: 0.1 mg

Aliquot and store at -20C or -80C. Avoid freeze-thaw cycles.

[www.novusbio.com](http://www.novusbio.com)



[technical@novusbio.com](mailto:technical@novusbio.com)

Protocols, Publications, Related Products, Reviews, Research Tools and Images at:  
[www.novusbio.com/H00004950-D01P](http://www.novusbio.com/H00004950-D01P)

Updated 7/16/2023 v.20.1

Earn rewards for product  
reviews and publications.

Submit a publication at [www.novusbio.com/publications](http://www.novusbio.com/publications)

Submit a review at [www.novusbio.com/reviews/destination/H00004950-D01P](http://www.novusbio.com/reviews/destination/H00004950-D01P)



**H00004950-D01P**

## Occludin Antibody


Product Information	
Unit Size	0.1 mg
Concentration	Concentrations vary lot to lot. See vial label for concentration. If unlisted please contact technical services.
Storage	Aliquot and store at -20C or -80C. Avoid freeze-thaw cycles.
Clonality	Polyclonal
Preservative	No Preservative
Isotype	IgG
Purity	Protein A purified
Buffer	PBS (pH 7.4)

Product Description	
Description	Quality control test: Antibody reactive against mammalian transfected lysate.
Host	Rabbit
Gene ID	100506658
Gene Symbol	OCN
Species	Human, Mouse
Marker	Tight Junctions Marker
Specificity/Sensitivity	OCN - occludin,
Immunogen	OCN (NP_002529.1, 1 a.a. - 522 a.a.) full-length human protein. MSSRPLESPPPYRPDEFKPNHYAPSNDIYGGEMHVRPMLSQPAYSFYPEDEIL HFYKWTSPPGVIRILSMLIIVMCIAIFACVASTLAWDRGYGTSLLGGSSVGYGYGG SGFGSYGSGYGYGYGYGYGGYTDPRAAKGFMLAMAAFCFIAALVIFVTSVI RSEMSRTRRYLSVIIVSAILGIMVFIATIVYIMGVNPTAQSSGSLYGSQIYALCN QFYTPAATGLYVDQYLYHYCVVDPQEAIAIVLGFMIIVAFALIIFFAVKTRRKMDR YDKSNILWDKEHIYDEQPPNVEEWVKNVSAGTQDVPSPSDYVERVDSPMAY SSNGKVNDKRFYPPESSYKSTPVPEVVQELPLTSPVDDFRQPRYSGGNFETP SKRAPAKGRAGRSKRTEQDHYETDYTTGGESCDELEEDWIREYPPITSDQQR QLYKRNFDGLQEYKSLQSELDEINKELSRDKELDDYREESEYMAAADEYN RLKQVKGSADYKSKKNHCKQLKSKLSHIKKMVG DYDRQKT
Notes	This product is produced by and distributed for Abnova, a company based in Taiwan.


Product Application Details	
Applications	Western Blot, Proximity Ligation Assay
Recommended Dilutions	Western Blot, Proximity Ligation Assay
Application Notes	Antibody reactivity against Recombinant Protein with GST tag on ELISA and WB and also on transfected lysate in WB. GST tag alone is used as a negative control.

## Images

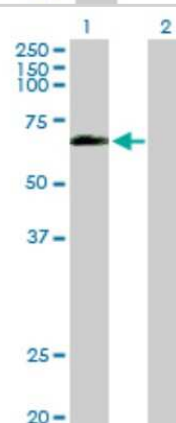
Western Blot: Occludin Antibody [H00004950-D01P] - Analysis of OCLN expression in mouse liver.



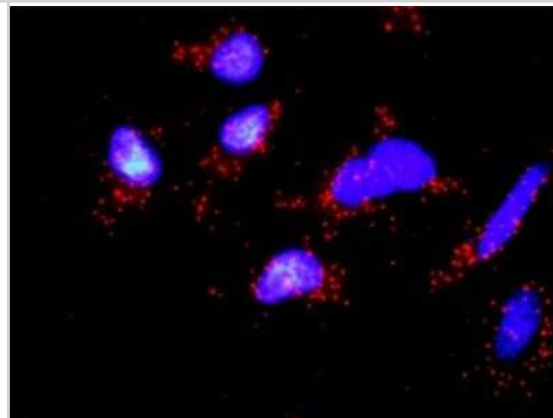
Western Blot: Occludin Antibody [H00004950-D01P] - Analysis of OCLN expression in human liver.



Western Blot: Occludin Antibody [H00004950-D01P] - Analysis of OCLN expression in transfected 293T cell line by OCLN polyclonal antibody. Lane 1: OCLN transfected lysate (59.10 KDa). Lane 2: Non-transfected lysate.



Proximity Ligation Assay: Occludin Antibody [H00004950-D01P] - Analysis of protein-protein interactions between OCLN and CSNK1E. HeLa cells were stained with anti-OCLN rabbit purified polyclonal 1:1200 and anti-CSNK1E mouse monoclonal antibody 1:50. Each red dot represents the detection of protein-protein interaction complex, and nuclei were counterstained with DAPI (blue).





### **Novus Biologicals USA**

10730 E. Briarwood Avenue  
Centennial, CO 80112  
USA

Phone: 303.730.1950  
Toll Free: 1.888.506.6887  
Fax: 303.730.1966  
novus@novusbio.com

### **Bio-Techne Canada**

21 Canmotor Ave  
Toronto, ON M8Z 4E6  
Canada

Phone: 905.827.6400  
Toll Free: 855.668.8722  
Fax: 905.827.6402  
canada.inquires@bio-techne.com

### **Bio-Techne Ltd**

19 Barton Lane  
Abingdon Science Park  
Abingdon, OX14 3NB, United Kingdom

Phone: (44) (0) 1235 529449  
Free Phone: 0800 37 34 15  
Fax: (44) (0) 1235 533420  
info.EMEA@bio-techne.com

### **General Contact Information**

www.novusbio.com  
Technical Support: technical@novusbio.com  
Orders: orders@novusbio.com  
General: novus@novusbio.com

### **Limitations**

This product is for research use only and is not approved for use in humans or in clinical diagnosis. Primary Antibodies are guaranteed for 1 year from date of receipt.

For more information on our 100% guarantee, please visit [www.novusbio.com/guarantee](http://www.novusbio.com/guarantee)

Earn gift cards/discounts by submitting a review: [www.novusbio.com/reviews/submit/H00004950-D01P](http://www.novusbio.com/reviews/submit/H00004950-D01P)

Earn gift cards/discounts by submitting a publication using this product:  
[www.novusbio.com/publications](http://www.novusbio.com/publications)

