

Product Datasheet

NFIX Antibody (3D2) - Azide and BSA Free H00004784-M08

Unit Size: 0.1 mg

Aliquot and store at -20C or -80C. Avoid freeze-thaw cycles.

www.novusbio.com



technical@novusbio.com

Protocols, Publications, Related Products, Reviews, Research Tools and Images at:
www.novusbio.com/H00004784-M08

Updated 2/21/2025 v.20.1

Earn rewards for product
reviews and publications.

Submit a publication at www.novusbio.com/publications

Submit a review at www.novusbio.com/reviews/destination/H00004784-M08



H00004784-M08

NFIIX Antibody (3D2) - Azide and BSA Free

Product Information	
Unit Size	0.1 mg
Concentration	Concentrations vary lot to lot. See vial label for concentration. If unlisted please contact technical services.
Storage	Aliquot and store at -20C or -80C. Avoid freeze-thaw cycles.
Clonality	Monoclonal
Clone	3D2
Preservative	No Preservative
Isotype	IgG2a Kappa
Purity	Protein A purified
Buffer	In 1x PBS, pH 7.4


Product Description	
Description	Quality control test: Antibody Reactive Against Recombinant Protein.
Host	Mouse
Gene ID	4784
Gene Symbol	NFIIX
Species	Human
Specificity/Sensitivity	Reacts with nuclear factor I/X (CCAAT-binding transcription factor).
Immunogen	NFIIX (NP_002492.2, 291 a.a. ~ 390 a.a) partial recombinant protein with GST tag. MW of the GST tag alone is 26 KDa. DDVFYPGTGRSPAAGSSQSSGWPNDVDAGPASLKKSGKLDFCSALSSQGSS PRMAFTHHPLPVLAVRPGSPRATASALHFPSTSIQQSSPYFTHPTIR
Notes	This product is produced by and distributed for Abnova, a company based in Taiwan.

Product Application Details	
Applications	Western Blot, ELISA
Recommended Dilutions	Western Blot, ELISA
Application Notes	Antibody reactivity against cell lysate in WB and recombinant protein in ELISA.




Images

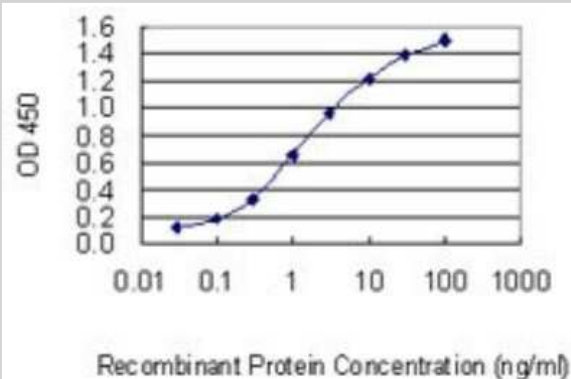
Western Blot: NFIX Antibody (3D2) [H00004784-M08] - NFIX monoclonal antibody (M08), clone 3D2. Western Blot analysis of NFIX expression in A-431.



Western Blot: NFIX Antibody (3D2) [H00004784-M08] - Analysis of NFIX expression in Jurkat (Cat # L017V1).



ELISA: NFIX Antibody (3D2) [H00004784-M08] - Detection limit for recombinant GST tagged NFIX is 0.03 ng/ml as a capture antibody.





Novus Biologicals USA

10730 E. Briarwood Avenue
Centennial, CO 80112
USA
Phone: 303.730.1950
Toll Free: 1.888.506.6887
Fax: 303.730.1966
nb-customerservice@bio-techne.com

Bio-Techne Canada

21 Canmotor Ave
Toronto, ON M8Z 4E6
Canada
Phone: 905.827.6400
Toll Free: 855.668.8722
Fax: 905.827.6402
canada.inquires@bio-techne.com

Bio-Techne Ltd

19 Barton Lane
Abingdon Science Park
Abingdon, OX14 3NB, United Kingdom
Phone: (44) (0) 1235 529449
Free Phone: 0800 37 34 15
Fax: (44) (0) 1235 533420
info.EMEA@bio-techne.com

General Contact Information

www.novusbio.com
Technical Support: nb-technical@bio-techne.com
Orders: nb-customerservice@bio-techne.com
General: novus@novusbio.com

Products Related to H00004784-M08

HAF007	Goat anti-Mouse IgG Secondary Antibody [HRP]
NB720-B	Rabbit anti-Mouse IgG (H+L) Secondary Antibody [Biotin]
NBP1-96981-0.5mg	Mouse IgG2a Kappa Isotype Control (M2AK)
NBP2-58904PEP	NFIX Recombinant Protein Antigen

Limitations

This product is for research use only and is not approved for use in humans or in clinical diagnosis. Primary Antibodies are guaranteed for 1 year from date of receipt.

For more information on our 100% guarantee, please visit www.novusbio.com/guarantee

Earn gift cards/discounts by submitting a review: www.novusbio.com/reviews/submit/H00004784-M08

Earn gift cards/discounts by submitting a publication using this product:
www.novusbio.com/publications

