

Product Datasheet

NELL1 Antibody (6A8) - Azide and BSA Free H00004745-M01

Unit Size: 0.1 mg

Aliquot and store at -20C or -80C. Avoid freeze-thaw cycles.

www.novusbio.com



technical@novusbio.com

Publications: 2

Protocols, Publications, Related Products, Reviews, Research Tools and Images at:
www.novusbio.com/H00004745-M01

Updated 2/21/2025 v.20.1

Earn rewards for product
reviews and publications.

Submit a publication at www.novusbio.com/publications

Submit a review at www.novusbio.com/reviews/destination/H00004745-M01



H00004745-M01

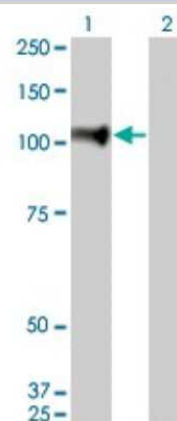
NELL1 Antibody (6A8) - Azide and BSA Free

Product Information	
Unit Size	0.1 mg
Concentration	Concentrations vary lot to lot. See vial label for concentration. If unlisted please contact technical services.
Storage	Aliquot and store at -20C or -80C. Avoid freeze-thaw cycles.
Clonality	Monoclonal
Clone	6A8
Preservative	No Preservative
Isotype	IgG2a Kappa
Purity	IgG purified
Buffer	In 1x PBS, pH 7.4
Product Description	
Description	Quality control test: Antibody Reactive Against Recombinant Protein.
Host	Mouse
Gene ID	4745
Gene Symbol	NELL1
Species	Human
Specificity/Sensitivity	NELL1 - NEL-like 1 (chicken)
Immunogen	NELL1 (NP_006148, 304 a.a. ~ 403 a.a) partial recombinant protein with GST tag. MW of the GST tag alone is 26 KDa. CRRMSCPPLNCSPDSLPHIAGQCCKVCRPKCIYGGKVLAEGQRILTKSCREC RGGVLVKITEMCPPLNCSEKDHLPENQCCRVCRGHNFCAEGPKCGE
Notes	This product is produced by and distributed for Abnova, a company based in Taiwan.
Product Application Details	
Applications	Western Blot, Immunohistochemistry-Paraffin, ELISA, Immunocytochemistry/Immunofluorescence, Immunohistochemistry, Immunoprecipitation
Recommended Dilutions	Western Blot 1:500, ELISA, Immunohistochemistry, Immunocytochemistry/Immunofluorescence, Immunoprecipitation, Immunohistochemistry-Paraffin
Application Notes	Antibody reactivity against transfected lysate and recombinant protein for WB. It has also been used for IF and ELISA.

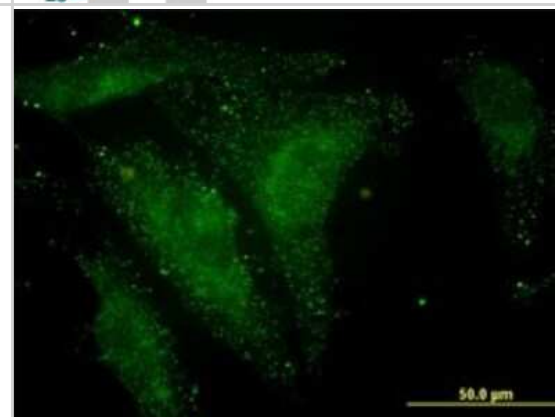


Images


Western Blot: NELL1 Antibody (6A8) [H00004745-M01] - Analysis of NELL1 expression in transfected 293T cell line by NELL1 monoclonal antibody (M01), clone 6A8. Lane 1: NELL1 transfected lysate(89.607 KDa). Lane 2: Non-transfected lysate.



Immunocytochemistry/Immunofluorescence: NELL1 Antibody (6A8) [H00004745-M01] - Analysis of monoclonal antibody to NELL1 on HeLa cell . Antibody concentration 10 ug/ml.



Immunoprecipitation: NELL1 Antibody (6A8) [H00004745-M01] - Analysis of NELL1 transfected lysate using anti-NELL1 monoclonal antibody and Protein A Magnetic Bead, and immunoblotted with NELL1 MaxPab rabbit polyclonal antibody.



Publications

Tian X, Wang Q, Wu J et al. Interaction of Nel-like molecule 1 with apoptosis related protein 3 with its influence on human dental pulp cells proliferation and differentiation into odontoblasts. *Biochem Biophys Res Commun*. 2019-08-12 [PMID: 31416616]

Franke A, Hampe J, Rosenstiel P et al. Systematic association mapping identifies NELL1 as a novel IBD disease gene. *PLoS ONE*;2(1):e691. 2007-08-08 [PMID: 17684544]

**Novus Biologicals USA**

10730 E. Briarwood Avenue
Centennial, CO 80112
USA
Phone: 303.730.1950
Toll Free: 1.888.506.6887
Fax: 303.730.1966
nb-customerservice@bio-techne.com

Bio-Techne Canada

21 Canmotor Ave
Toronto, ON M8Z 4E6
Canada
Phone: 905.827.6400
Toll Free: 855.668.8722
Fax: 905.827.6402
canada.inquires@bio-techne.com

Bio-Techne Ltd

19 Barton Lane
Abingdon Science Park
Abingdon, OX14 3NB, United Kingdom
Phone: (44) (0) 1235 529449
Free Phone: 0800 37 34 15
Fax: (44) (0) 1235 533420
info.EMEA@bio-techne.com

General Contact Information

www.novusbio.com
Technical Support: nb-technical@bio-techne.com
Orders: nb-customerservice@bio-techne.com
General: novus@novusbio.com

Products Related to H00004745-M01

HAF007	Goat anti-Mouse IgG Secondary Antibody [HRP]
NB720-B	Rabbit anti-Mouse IgG (H+L) Secondary Antibody [Biotin]
NBP1-96981-0.5mg	Mouse IgG2a Kappa Isotype Control (M2AK)
NBP2-13651PEP	NELL1 Recombinant Protein Antigen

Limitations

This product is for research use only and is not approved for use in humans or in clinical diagnosis. Primary Antibodies are guaranteed for 1 year from date of receipt.

For more information on our 100% guarantee, please visit www.novusbio.com/guarantee

Earn gift cards/discounts by submitting a review: www.novusbio.com/reviews/submit/H00004745-M01

Earn gift cards/discounts by submitting a publication using this product:
www.novusbio.com/publications

