

Product Datasheet

NDUFC2 Antibody H00004718-D01P

Unit Size: 0.1 mg

Aliquot and store at -20C or -80C. Avoid freeze-thaw cycles.

www.novusbio.com



technical@novusbio.com

Protocols, Publications, Related Products, Reviews, Research Tools and Images at:
www.novusbio.com/H00004718-D01P

Updated 6/27/2023 v.20.1

Earn rewards for product
reviews and publications.

Submit a publication at www.novusbio.com/publications

Submit a review at www.novusbio.com/reviews/destination/H00004718-D01P



H00004718-D01P**NDUFC2 Antibody**

Product Information	
Unit Size	0.1 mg
Concentration	Concentrations vary lot to lot. See vial label for concentration. If unlisted please contact technical services.
Storage	Aliquot and store at -20C or -80C. Avoid freeze-thaw cycles.
Clonality	Polyclonal
Preservative	No Preservative
Isotype	IgG
Purity	Protein A purified
Buffer	PBS (pH 7.4)

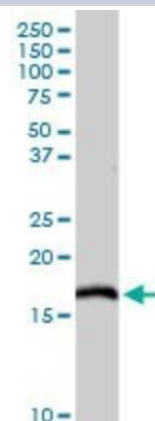
Product Description	
Description	Quality control test: Antibody reactive against mammalian transfected lysate.
Host	Rabbit
Gene ID	4718
Gene Symbol	NDUFC2
Species	Human, Mouse
Specificity/Sensitivity	Reacts with NADH dehydrogenase (ubiquinone) 1, subcomplex unknown, 2, 14.5kDa.
Immunogen	NDUFC2 (NP_004540.1, 1 a.a. - 119 a.a.) full-length human protein. MIARRNPEPLRFLPDEARSLPPPKLTDPRLLYIGFLGYCSGLIDNLIRRRPIATAG LHRQLLYITAFFFAGYYLVKREDYLYAVRDREMFGYMKLHPEDFPEEDKKTYG EIFEKFHPIR
Notes	This product is produced by and distributed for Abnova, a company based in Taiwan.

Product Application Details	
Applications	Western Blot
Recommended Dilutions	Western Blot
Application Notes	This antibody is reactive against tissue and transfected lysate in WB and as a detection antibody in ELISA.




Images

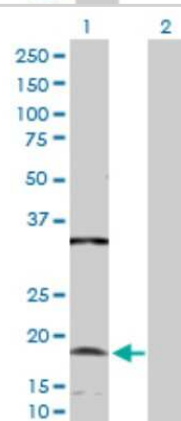
Western Blot: NDUFC2 Antibody [H00004718-D01P] - Analysis of NDUFC2 expression in mouse kidney.



Western Blot: NDUFC2 Antibody [H00004718-D01P] - Analysis of NDUFC2 expression in HepG2.



Western Blot: NDUFC2 Antibody [H00004718-D01P] - Analysis of NDUFC2 expression in transfected 293T cell line by NDUFC2 polyclonal antibody. Lane 1: NDUFC2 transfected lysate (14.20 KDa). Lane 2: Non-transfected lysate.





Novus Biologicals USA

10730 E. Briarwood Avenue
Centennial, CO 80112
USA

Phone: 303.730.1950
Toll Free: 1.888.506.6887
Fax: 303.730.1966
novus@novusbio.com

Bio-Techne Canada

21 Canmotor Ave
Toronto, ON M8Z 4E6
Canada

Phone: 905.827.6400
Toll Free: 855.668.8722
Fax: 905.827.6402
canada.inquires@bio-techne.com

Bio-Techne Ltd

19 Barton Lane
Abingdon Science Park
Abingdon, OX14 3NB, United Kingdom
Phone: (44) (0) 1235 529449
Free Phone: 0800 37 34 15
Fax: (44) (0) 1235 533420
info.EMEA@bio-techne.com

General Contact Information

www.novusbio.com
Technical Support: technical@novusbio.com
Orders: orders@novusbio.com
General: novus@novusbio.com

Limitations

This product is for research use only and is not approved for use in humans or in clinical diagnosis.
Primary Antibodies are guaranteed for 1 year from date of receipt.

For more information on our 100% guarantee, please visit www.novusbio.com/guarantee

Earn gift cards/discounts by submitting a review: www.novusbio.com/reviews/submit/H00004718-D01P

Earn gift cards/discounts by submitting a publication using this product:
www.novusbio.com/publications

