

Product Datasheet

NCK1 Antibody H00004690-B01P-50ug

Unit Size: 50 ug

Aliquot and store at -20C or -80C. Avoid freeze-thaw cycles.

www.novusbio.com



technical@novusbio.com

Protocols, Publications, Related Products, Reviews, Research Tools and Images at:
www.novusbio.com/H00004690-B01P-50ug

Updated 1/12/2021 v.20.1

Earn rewards for product
reviews and publications.

Submit a publication at www.novusbio.com/publications

Submit a review at www.novusbio.com/reviews/destination/H00004690-B01P-50ug

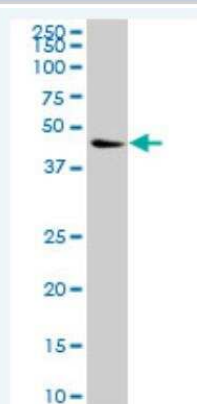


H00004690-B01P-50ug**NCK1 Antibody**

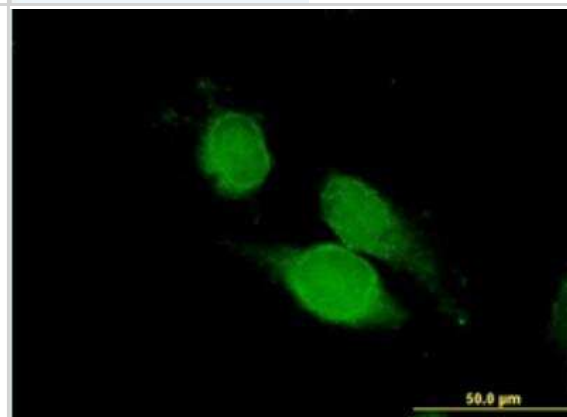
Product Information	
Unit Size	50 ug
Concentration	Concentrations vary lot to lot. See vial label for concentration. If unlisted please contact technical services.
Storage	Aliquot and store at -20C or -80C. Avoid freeze-thaw cycles.
Clonality	Polyclonal
Preservative	No Preservative
Isotype	IgG
Purity	Immunogen affinity purified
Buffer	PBS (pH 7.4)
Product Description	
Host	Mouse
Gene ID	4690
Gene Symbol	NCK1
Species	Human
Immunogen	NCK1 (NP_006144.1, 1 a.a. - 377 a.a.) full-length human protein. MAEEVVVVAKFDYVAQQEQELDIKKNERLWLLDDSKSWWRVRNSMNKTGFV PSNYVERKNSARKASIVKNLKDITLGIGKVKRKPSVPDSASPADDSFVDPGERLY DLNMPAYVKFNMAEREDSLIKGTKVIVMEKCSDGWWRGWSYNGQVGF SNYVTEEGDSPLGDHVGSLSEKLAAVVNNLNTGQVLHVQALYFSSSNDEEL NFEKGDVMDVIEKPENDEPEWWKCRKINGMVGLVPKNYVTVMQNNPLTSGLEP SPPQCDYIRPSLTGKFAGNPWYYGKVTRHQAEMALNERGHEGDFLIRDSESS PNDFSVSLKAQGKNKHFVQLKETVYICIGQRKFSTMEELVEHYKKAPIFTSEQ GEKLYLVKHL
Notes	This product is produced by and distributed for Abnova, a company based in Taiwan.
Product Application Details	
Applications	Western Blot, Immunocytochemistry/Immunofluorescence
Recommended Dilutions	Western Blot, Immunocytochemistry/Immunofluorescence

Images


Western Blot: NCK1 Antibody [H00004690-B01P-50ug] - NCK1 MaxPab polyclonal antibody. Western Blot analysis of NCK1 expression in A-431.



Immunocytochemistry/Immunofluorescence: NCK1 Antibody [H00004690-B01P-50ug] - Purified MaxPab antibody to NCK1 on HeLa cell. [antibody concentration 20 ug/ml]



Western Blot: NCK1 Antibody [H00004690-B01P-50ug] - Analysis of NCK1 expression in transfected 293T cell line (H00004690-T01) by NCK1 MaxPab polyclonal antibody. Lane 1: NCK1 transfected lysate (41.47 KDa). Lane 2: Non-transfected lysate.





Novus Biologicals USA

10730 E. Briarwood Avenue
Centennial, CO 80112
USA

Phone: 303.730.1950
Toll Free: 1.888.506.6887
Fax: 303.730.1966
novus@novusbio.com

Bio-Techne Canada

21 Canmotor Ave
Toronto, ON M8Z 4E6
Canada

Phone: 905.827.6400
Toll Free: 855.668.8722
Fax: 905.827.6402
canada.inquires@bio-techne.com

Bio-Techne Ltd

19 Barton Lane
Abingdon Science Park
Abingdon, OX14 3NB, United Kingdom

Phone: (44) (0) 1235 529449
Free Phone: 0800 37 34 15
Fax: (44) (0) 1235 533420
info.EMEA@bio-techne.com

General Contact Information

www.novusbio.com
Technical Support: technical@novusbio.com
Orders: orders@novusbio.com
General: novus@novusbio.com

Limitations

This product is for research use only and is not approved for use in humans or in clinical diagnosis. Primary Antibodies are guaranteed for 1 year from date of receipt.

For more information on our 100% guarantee, please visit www.novusbio.com/guarantee

Earn gift cards/discounts by submitting a review: www.novusbio.com/reviews/submit/H00004690-B01P-50ug

Earn gift cards/discounts by submitting a publication using this product:
www.novusbio.com/publications

