

Product Datasheet

Myotubularin Antibody (1C10) - Azide and BSA Free H00004534-M01

Unit Size: 0.1 mg

Aliquot and store at -20C or -80C. Avoid freeze-thaw cycles.

www.novusbio.com



technical@novusbio.com

Publications: 2

Protocols, Publications, Related Products, Reviews, Research Tools and Images at:
www.novusbio.com/H00004534-M01

Updated 2/21/2025 v.20.1

Earn rewards for product
reviews and publications.

Submit a publication at www.novusbio.com/publications

Submit a review at www.novusbio.com/reviews/destination/H00004534-M01



H00004534-M01

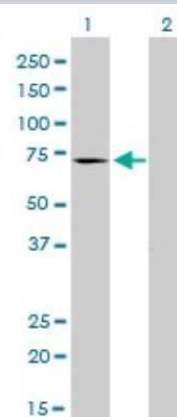
Myotubularin Antibody (1C10) - Azide and BSA Free

Product Information	
Unit Size	0.1 mg
Concentration	Concentrations vary lot to lot. See vial label for concentration. If unlisted please contact technical services.
Storage	Aliquot and store at -20C or -80C. Avoid freeze-thaw cycles.
Clonality	Monoclonal
Clone	1C10
Preservative	No Preservative
Isotype	IgG2a Kappa
Purity	IgG purified
Buffer	In 1x PBS, pH 7.4
Product Description	
Description	Quality control test: Antibody Reactive Against Recombinant Protein.
Host	Mouse
Gene ID	4534
Gene Symbol	MTM1
Species	Human
Specificity/Sensitivity	MTM1 - myotubularin 1
Immunogen	MTM1 (AAH30779, 1 a.a. ~ 100 a.a) partial recombinant protein with GST tag. MW of the GST tag alone is 26 KDa. MASASTSKYNSHLENESIKRTSRDGVNRDLTEAVPRLPGETLITDKEVIYICPF NGPIKGRVYITNYRLYLRSLTDSSLILDVPLGVISRIEKMGGAT
Notes	This product is produced by and distributed for Abnova, a company based in Taiwan.
Product Application Details	
Applications	Western Blot, ELISA, Immunohistochemistry, Immunohistochemistry-Paraffin, Sandwich ELISA, Knockdown Validated
Recommended Dilutions	Western Blot 1:500, ELISA, Immunohistochemistry 1:10-1:500, Immunohistochemistry-Paraffin 1:10-1:500, Sandwich ELISA 1:100-1:2000, Knockdown Validated
Application Notes	Antibody reactivity against recombinant protein for WB. It has been used for IHC-P, RNAi Validation and ELISA.

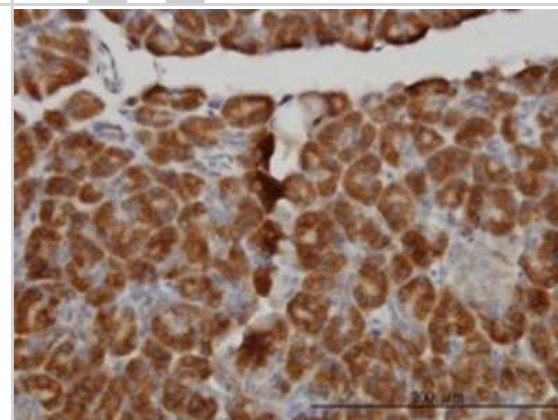


Images

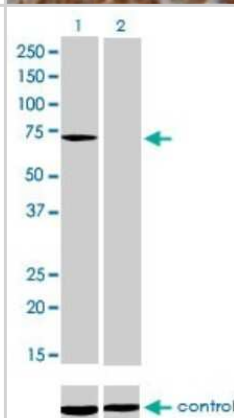
Western Blot: Myotubularin Antibody (1C10) [H00004534-M01] - Analysis of MTM1 expression in transfected 293T cell line by MTM1 monoclonal antibody (M01), clone 1C10. Lane 1: MTM1 transfected lysate (69.9 KDa). Lane 2: Non-transfected lysate.



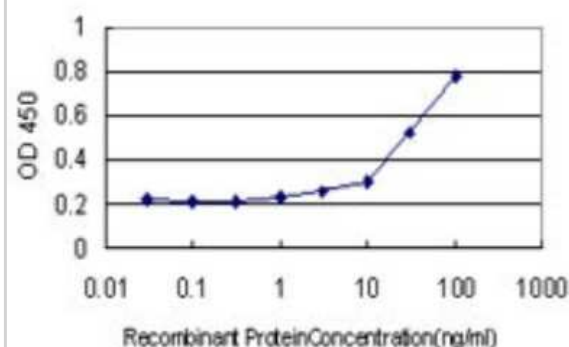
Immunohistochemistry-Paraffin: Myotubularin Antibody (1C10) [H00004534-M01] - Analysis of monoclonal antibody to MTM1 on formalin-fixed paraffin-embedded human pancreas. Antibody concentration 3 ug/ml.



Western Blot: Myotubularin Antibody (1C10) [H00004534-M01] - Analysis of MTM1 over-expressed 293 cell line, cotransfected with MTM1 Validated Chimera RNAi (Cat # H00004534-R01V) (Lane 2) or non-transfected control (Lane 1). Blot probed with MTM1 monoclonal antibody (M01), clone 1C10 (Cat # H00004534-M01). GAPDH (36.1 kDa) used as specificity and loading control.



Sandwich ELISA: Myotubularin Antibody (1C10) [H00004534-M01] - Detection limit for recombinant GST tagged MTM1 is approximately 1ng/ml as a capture antibody.



Publications

Savarese M, Musumeci O, Giugliano T et al. Novel findings associated with MTM1 suggest a higher number of female symptomatic carriers. Neuromuscular Disorder 2016-02-17 [PMID: 27017278]

Hedberg C, Lindberg C, Mathe G et al. Myopathy in a woman and her daughter associated with a novel splice site MTM1 mutation. Neuromuscul Disord. 2011-11-17 [PMID: 22101172]





Novus Biologicals USA

10730 E. Briarwood Avenue
Centennial, CO 80112
USA
Phone: 303.730.1950
Toll Free: 1.888.506.6887
Fax: 303.730.1966
nb-customerservice@bio-techne.com

Bio-Techne Canada

21 Canmotor Ave
Toronto, ON M8Z 4E6
Canada
Phone: 905.827.6400
Toll Free: 855.668.8722
Fax: 905.827.6402
canada.inquires@bio-techne.com

Bio-Techne Ltd

19 Barton Lane
Abingdon Science Park
Abingdon, OX14 3NB, United Kingdom
Phone: (44) (0) 1235 529449
Free Phone: 0800 37 34 15
Fax: (44) (0) 1235 533420
info.EMEA@bio-techne.com

General Contact Information

www.novusbio.com
Technical Support: nb-technical@bio-techne.com
Orders: nb-customerservice@bio-techne.com
General: novus@novusbio.com

Products Related to H00004534-M01

HAF007	Goat anti-Mouse IgG Secondary Antibody [HRP]
NB720-B	Rabbit anti-Mouse IgG (H+L) Secondary Antibody [Biotin]
NBP1-96981-0.5mg	Mouse IgG2a Kappa Isotype Control (M2AK)
NBP1-86107PEP	Myotubularin Recombinant Protein Antigen

Limitations

This product is for research use only and is not approved for use in humans or in clinical diagnosis. Primary Antibodies are guaranteed for 1 year from date of receipt.

For more information on our 100% guarantee, please visit www.novusbio.com/guarantee

Earn gift cards/discounts by submitting a review: www.novusbio.com/reviews/submit/H00004534-M01

Earn gift cards/discounts by submitting a publication using this product:
www.novusbio.com/publications

