

Product Datasheet

Myeloperoxidase/MPO Antibody (3E11) H00004353-M01

Unit Size: 0.1 mg

Aliquot and store at -20C or -80C. Avoid freeze-thaw cycles.

www.novusbio.com



technical@novusbio.com

Protocols, Publications, Related Products, Reviews, Research Tools and Images at:
www.novusbio.com/H00004353-M01

Updated 7/16/2023 v.20.1

Earn rewards for product
reviews and publications.

Submit a publication at www.novusbio.com/publications

Submit a review at www.novusbio.com/reviews/destination/H00004353-M01



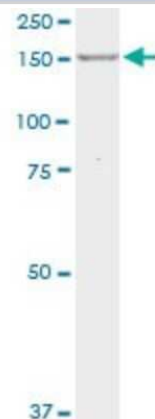
H00004353-M01**Myeloperoxidase/MPO Antibody (3E11)**

Product Information	
Unit Size	0.1 mg
Concentration	Concentrations vary lot to lot. See vial label for concentration. If unlisted please contact technical services.
Storage	Aliquot and store at -20C or -80C. Avoid freeze-thaw cycles.
Clonality	Monoclonal
Clone	3E11
Preservative	No Preservative
Isotype	IgG2b Kappa
Purity	IgG purified
Buffer	In 1x PBS, pH 7.4
Product Description	
Description	Quality control test: Antibody Reactive Against Recombinant Protein.
Host	Mouse
Gene ID	4353
Gene Symbol	MPO
Species	Human, Mouse
Reactivity Notes	Please note that this antibody is reactive to Mouse and derived from the same host, Mouse. Additional Mouse on Mouse blocking steps may be required for IHC and ICC experiments. Please contact Technical Support for more information.
Immunogen	MPO (NP_000241, 646 a.a. ~ 745 a.a) partial recombinant protein with GST tag. MW of the GST tag alone is 26 KDa. GVSEPLKRKGRVGPLLACIIGTQFRKLRDGRFVWENEGVFSMQQRQALAQI SLPRIICDNTGITTVSKNNIFMSNSYPRDFVNCSTLPALNLASWREAS
Notes	This product is produced by and distributed for Abnova, a company based in Taiwan.
Product Application Details	
Applications	Western Blot, ELISA
Recommended Dilutions	Western Blot, ELISA
Application Notes	It has been used for ELISA and WB.




Images

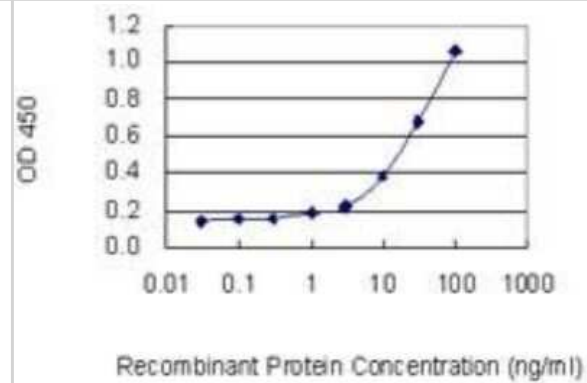
Western Blot: Myeloperoxidase/MPO Antibody (3E11) [H00004353-M01] - MPO monoclonal antibody (M01), clone 3E11. Analysis of MPO expression in Jurkat.



Western Blot: Myeloperoxidase/MPO Antibody (3E11) [H00004353-M01] - MPO monoclonal antibody (M01), clone 3E11. Analysis of MPO expression in Raw 264.7.



ELISA: Myeloperoxidase/MPO Antibody (3E11) [H00004353-M01] - Myeloperoxidase/MPO Antibody (3E11) [H00004353-M01] - Detection limit for recombinant GST tagged MPO is 0.3 ng/ml as a capture antibody.





Novus Biologicals USA

10730 E. Briarwood Avenue
Centennial, CO 80112
USA
Phone: 303.730.1950
Toll Free: 1.888.506.6887
Fax: 303.730.1966
novus@novusbio.com

Bio-Techne Canada

21 Canmotor Ave
Toronto, ON M8Z 4E6
Canada
Phone: 905.827.6400
Toll Free: 855.668.8722
Fax: 905.827.6402
canada.inquires@bio-techne.com

Bio-Techne Ltd

19 Barton Lane
Abingdon Science Park
Abingdon, OX14 3NB, United Kingdom
Phone: (44) (0) 1235 529449
Free Phone: 0800 37 34 15
Fax: (44) (0) 1235 533420
info.EMEA@bio-techne.com

General Contact Information

www.novusbio.com
Technical Support: technical@novusbio.com
Orders: orders@novusbio.com
General: novus@novusbio.com

Limitations

This product is for research use only and is not approved for use in humans or in clinical diagnosis. Primary Antibodies are guaranteed for 1 year from date of receipt.

For more information on our 100% guarantee, please visit www.novusbio.com/guarantee

Earn gift cards/discounts by submitting a review: www.novusbio.com/reviews/submit/H00004353-M01

Earn gift cards/discounts by submitting a publication using this product:
www.novusbio.com/publications

