

Product Datasheet

MCM3 Antibody (4F7)

H00004172-M01

Unit Size: 0.05 mg

Aliquot and store at -20C or -80C. Avoid freeze-thaw cycles.

www.novusbio.com



technical@novusbio.com

Protocols, Publications, Related Products, Reviews, Research Tools and Images at:
www.novusbio.com/H00004172-M01

Updated 6/27/2023 v.20.1

Earn rewards for product
reviews and publications.

Submit a publication at www.novusbio.com/publications

Submit a review at www.novusbio.com/reviews/destination/H00004172-M01



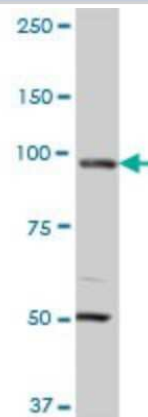
H00004172-M01**MCM3 Antibody (4F7)**

Product Information	
Unit Size	0.05 mg
Concentration	This product is unpurified. The exact concentration of antibody is not quantifiable.
Storage	Aliquot and store at -20C or -80C. Avoid freeze-thaw cycles.
Clonality	Monoclonal
Clone	4F7
Preservative	No Preservative
Isotype	IgG2a Lambda
Purity	Ascites
Buffer	In 1x PBS, pH 7.4
Product Description	
Description	Quality control test: Antibody Reactive Against Recombinant Protein.
Host	Mouse
Gene ID	4172
Gene Symbol	MCM3
Species	Human, Mouse
Reactivity Notes	Please note that this antibody is reactive to Mouse and derived from the same host, Mouse. Additional Mouse on Mouse blocking steps may be required for IHC and ICC experiments. Please contact Technical Support for more information.
Specificity/Sensitivity	MCM3 - MCM3 minichromosome maintenance deficient 3 (<i>S. cerevisiae</i>) (4F7)
Immunogen	MCM3 (NP_002379, 699 a.a. ~ 808 a.a) partial recombinant protein with GST tag. MW of the GST tag alone is 26 KDa. AKDGDSYDPYDFSDTEEEMPQVHTPKTADSQETKESQKVELSESRLKAFKVAL LDVFREAHQAQSIGMNRLTESINRDSEEPFSSVEIQAALSKMQDDNQVMVSEGII FLI
Notes	This product is produced by and distributed for Abnova, a company based in Taiwan.
Product Application Details	
Applications	Western Blot, ELISA, Immunocytochemistry/Immunofluorescence, Sandwich ELISA
Recommended Dilutions	Western Blot 1:500, ELISA, Immunocytochemistry/Immunofluorescence, Sandwich ELISA
Application Notes	Antibody reactivity against cell lysate, tissue lysate and recombinant protein for WB. It has been used for IF and ELISA.

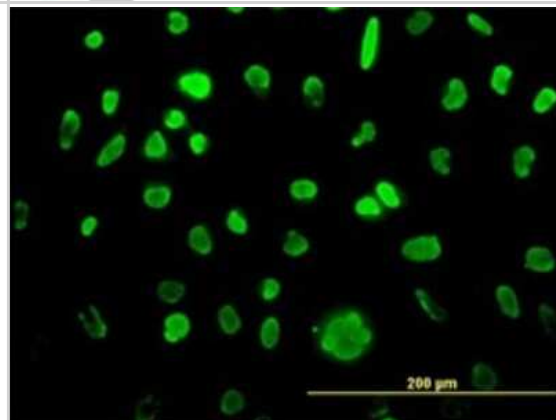


Images


Western Blot: MCM3 Antibody (4F7) [H00004172-M01] - MCM3 monoclonal antibody (M01), clone 4F7. Analysis of MCM3 expression in human colon.




Immunocytochemistry/Immunofluorescence: MCM3 Antibody (4F7) [H00004172-M01] - Analysis of monoclonal antibody to MCM3 on HeLa cell. Antibody concentration 10 ug/ml.




Western Blot: MCM3 Antibody (4F7) [H00004172-M01] - MCM3 monoclonal antibody (M01), clone 4F7. Analysis of MCM3 expression in HeLa.



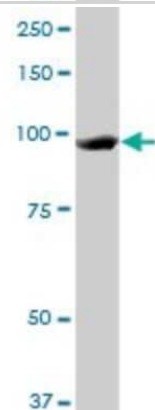
Western Blot: MCM3 Antibody (4F7) [H00004172-M01] - MCM3 monoclonal antibody (M01), clone 4F7. Analysis of MCM3 expression in COLO 320 HSR.




Western Blot: MCM3 Antibody (4F7) [H00004172-M01] - MCM3 monoclonal antibody (M01), clone 4F7. Analysis of MCM3 expression in Raw 264.7.



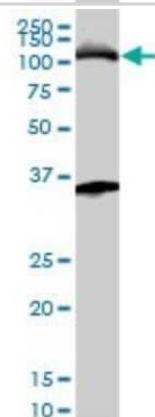
Western Blot: MCM3 Antibody (4F7) [H00004172-M01] - MCM3 monoclonal antibody (M01), clone 4F7. Analysis of MCM3 expression in A-431.



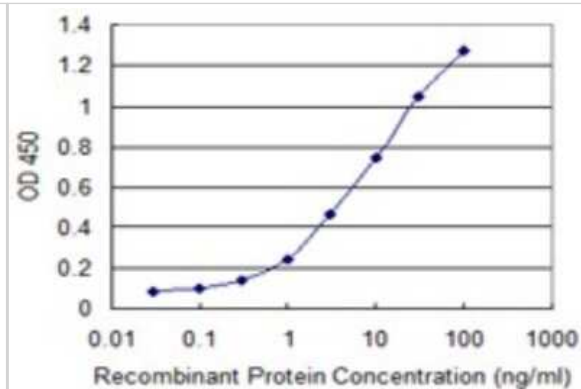
Western Blot: MCM3 Antibody (4F7) [H00004172-M01] - MCM3 monoclonal antibody (M01), clone 4F7. Analysis of MCM3 expression in Daoy.



Western Blot: MCM3 Antibody (4F7) [H00004172-M01] - MCM3 monoclonal antibody (M01), clone 4F7. Analysis of MCM3 expression in K-562.



Sandwich ELISA: MCM3 Antibody (4F7) [H00004172-M01] - Detection limit for recombinant GST tagged MCM3 is 0.1 ng/ml as a capture antibody.





Novus Biologicals USA

10730 E. Briarwood Avenue
Centennial, CO 80112
USA

Phone: 303.730.1950
Toll Free: 1.888.506.6887
Fax: 303.730.1966
novus@novusbio.com

Bio-Techne Canada

21 Canmotor Ave
Toronto, ON M8Z 4E6
Canada

Phone: 905.827.6400
Toll Free: 855.668.8722
Fax: 905.827.6402
canada.inquires@bio-techne.com

Bio-Techne Ltd

19 Barton Lane
Abingdon Science Park
Abingdon, OX14 3NB, United Kingdom
Phone: (44) (0) 1235 529449
Free Phone: 0800 37 34 15
Fax: (44) (0) 1235 533420
info.EMEA@bio-techne.com

General Contact Information

www.novusbio.com
Technical Support: technical@novusbio.com
Orders: orders@novusbio.com
General: novus@novusbio.com

Limitations

This product is for research use only and is not approved for use in humans or in clinical diagnosis. Primary Antibodies are guaranteed for 1 year from date of receipt.

For more information on our 100% guarantee, please visit www.novusbio.com/guarantee

Earn gift cards/discounts by submitting a review: www.novusbio.com/reviews/submit/H00004172-M01

Earn gift cards/discounts by submitting a publication using this product:
www.novusbio.com/publications

