

Product Datasheet

Kallikrein 2 Antibody (3C5) - Azide and BSA Free H00003817-M03

Unit Size: 0.1 mg

Aliquot and store at -20C or -80C. Avoid freeze-thaw cycles.

www.novusbio.com



technical@novusbio.com

Protocols, Publications, Related Products, Reviews, Research Tools and Images at:
www.novusbio.com/H00003817-M03

Updated 2/21/2025 v.20.1

Earn rewards for product
reviews and publications.

Submit a publication at www.novusbio.com/publications

Submit a review at www.novusbio.com/reviews/destination/H00003817-M03



H00003817-M03

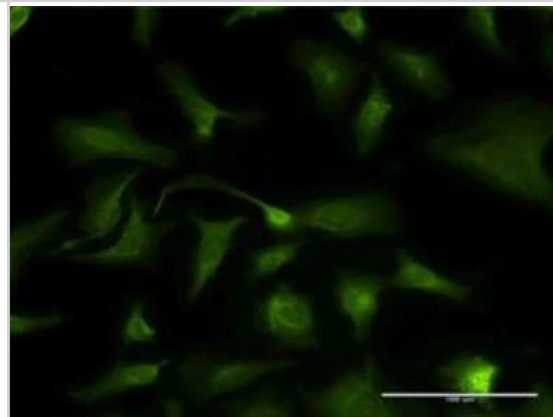
Kallikrein 2 Antibody (3C5) - Azide and BSA Free

Product Information	
Unit Size	0.1 mg
Concentration	Concentrations vary lot to lot. See vial label for concentration. If unlisted please contact technical services.
Storage	Aliquot and store at -20C or -80C. Avoid freeze-thaw cycles.
Clonality	Monoclonal
Clone	3C5
Preservative	No Preservative
Isotype	IgG2b Kappa
Purity	IgG purified
Buffer	In 1x PBS, pH 7.4
Product Description	
Description	Quality control test: Antibody Reactive Against Recombinant Protein.
Host	Mouse
Gene ID	3817
Gene Symbol	KLK2
Species	Human
Specificity/Sensitivity	KLK2 - kallikrein 2, prostatic (3C5)
Immunogen	KLK2 (AAH05196, 1 a.a. ~ 262 a.a) full-length recombinant protein with GST tag. MW of the GST tag alone is 26 KDa. MWDLVLSIALSVGCTGAVPLIQSRIVGGWECEKHSQPWQVAVYSHGWAHCG GVLVHPQWVLTAAHCLKKNSQVWLGRHNLFEPEDTGQRVPVSHSFPHPLYN MSLLKHQSLRPDEDSSHDLMLLRLSEPAKITDVVKVLGLPTQEPALGTTTCYASG WGSIEPEEFRLRPSRLQCVSLHLLSNDMCARAYSEKVTEFMLCAGLWTGGKDT CGGDSGGPLVCNGVLQGITSWGPEPCALPEKPAVYTKVVHYRKWIKDTIAANP
Notes	This product is produced by and distributed for Abnova, a company based in Taiwan.
Product Application Details	
Applications	ELISA, Immunocytochemistry/ Immunofluorescence, Immunoprecipitation
Recommended Dilutions	ELISA, Immunocytochemistry/ Immunofluorescence, Immunoprecipitation
Application Notes	It has been used for ELISA.

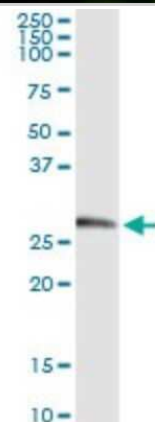


Images

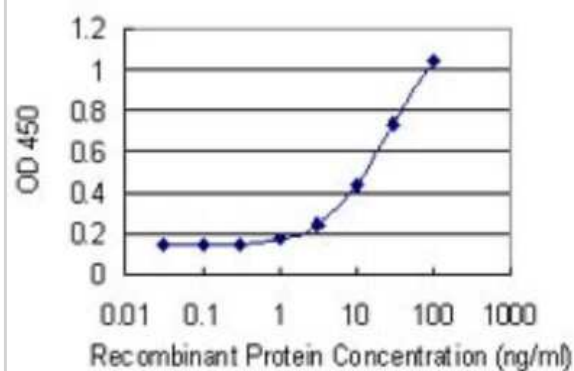
Immunocytochemistry/Immunofluorescence: Kallikrein 2 Antibody (3C5) [H00003817-M03] - Analysis of monoclonal antibody to KLK2 on HeLa cell. Antibody concentration 10 ug/ml



Immunoprecipitation: Kallikrein 2 Antibody (3C5) [H00003817-M03] - Analysis of KLK2 transfected lysate using anti-KLK2 monoclonal antibody and Protein A Magnetic Bead, and immunoblotted with KLK2 rabbit polyclonal antibody.



ELISA: Kallikrein 2 Antibody (3C5) [H00003817-M03] - Detection limit for recombinant GST tagged KLK2 is 0.3 ng/ml as a capture antibody.





Novus Biologicals USA

10730 E. Briarwood Avenue
Centennial, CO 80112
USA
Phone: 303.730.1950
Toll Free: 1.888.506.6887
Fax: 303.730.1966
nb-customerservice@bio-techne.com

Bio-Techne Canada

21 Canmotor Ave
Toronto, ON M8Z 4E6
Canada
Phone: 905.827.6400
Toll Free: 855.668.8722
Fax: 905.827.6402
canada.inquires@bio-techne.com

Bio-Techne Ltd

19 Barton Lane
Abingdon Science Park
Abingdon, OX14 3NB, United Kingdom
Phone: (44) (0) 1235 529449
Free Phone: 0800 37 34 15
Fax: (44) (0) 1235 533420
info.EMEA@bio-techne.com

General Contact Information

www.novusbio.com
Technical Support: nb-technical@bio-techne.com
Orders: nb-customerservice@bio-techne.com
General: novus@novusbio.com

Products Related to H00003817-M03

HAF007	Goat anti-Mouse IgG Secondary Antibody [HRP]
NB720-B	Rabbit anti-Mouse IgG (H+L) Secondary Antibody [Biotin]
NBP1-43317-0.5mg	Mouse IgG2b Kappa Light Chain Isotype Control (MG2b)
NBP2-51511-0.1mg	Recombinant Human Kallikrein 2 His Protein

Limitations

This product is for research use only and is not approved for use in humans or in clinical diagnosis. Primary Antibodies are guaranteed for 1 year from date of receipt.

For more information on our 100% guarantee, please visit www.novusbio.com/guarantee

Earn gift cards/discounts by submitting a review: www.novusbio.com/reviews/submit/H00003817-M03

Earn gift cards/discounts by submitting a publication using this product:
www.novusbio.com/publications

