

Product Datasheet

Integrin alpha 2/CD49b Antibody (2B6) H00003673-M01

Unit Size: 0.1 mg

Aliquot and store at -20C or -80C. Avoid freeze-thaw cycles.

www.novusbio.com



technical@novusbio.com

Publications: 1

Protocols, Publications, Related Products, Reviews, Research Tools and Images at:
www.novusbio.com/H00003673-M01

Updated 7/16/2023 v.20.1

Earn rewards for product
reviews and publications.

Submit a publication at www.novusbio.com/publications

Submit a review at www.novusbio.com/reviews/destination/H00003673-M01



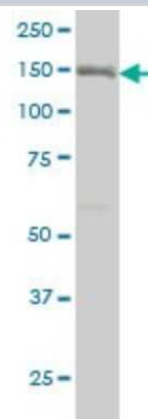
H00003673-M01**Integrin alpha 2/CD49b Antibody (2B6)**

Product Information	
Unit Size	0.1 mg
Concentration	Concentrations vary lot to lot. See vial label for concentration. If unlisted please contact technical services.
Storage	Aliquot and store at -20C or -80C. Avoid freeze-thaw cycles.
Clonality	Monoclonal
Clone	2B6
Preservative	No Preservative
Isotype	IgG1 Kappa
Purity	IgG purified
Buffer	In 1x PBS, pH 7.4
Product Description	
Description	Quality control test: Antibody Reactive Against Recombinant Protein.
Host	Mouse
Gene ID	3673
Gene Symbol	ITGA2
Species	Human
Marker	Plasma Membrane Marker
Specificity/Sensitivity	ITGA2 - integrin, alpha 2 (CD49B, alpha 2 subunit of VLA-2 receptor)
Immunogen	ITGA2 (NP_002194.2, 30 a.a. ~ 119 a.a) partial recombinant protein with GST tag. MW of the GST tag alone is 26 KDa. YNVGLPEAKIFSGPSSEQFGYAVQQFINPKGNWLLVGSPWSGFPENRMGDVY KCPVDLSTATCEKLNLTSTSTIPNVTEMKTNMSLGLIL
Notes	This product is produced by and distributed for Abnova, a company based in Taiwan.
Product Application Details	
Applications	Western Blot, ELISA, Immunocytochemistry/Immunofluorescence
Recommended Dilutions	Western Blot 1:500, ELISA, Immunocytochemistry/Immunofluorescence
Application Notes	Antibody reactivity against cell lysate and recombinant protein for WB. It has also been used for IF and ELISA.

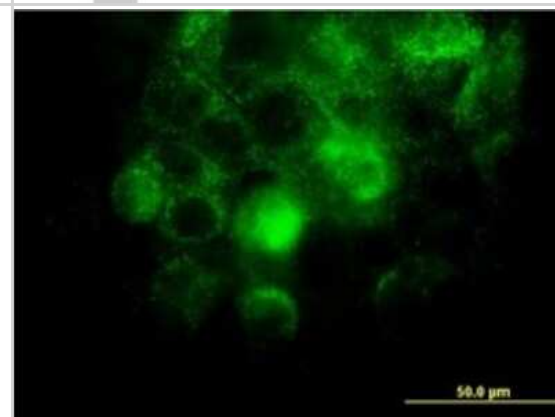


Images

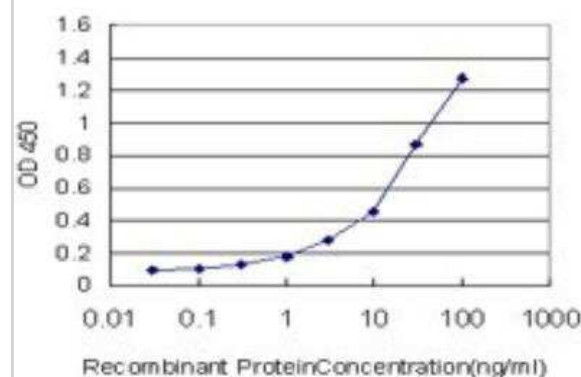
Western Blot: Integrin alpha 2/CD49b Antibody (2B6) [H00003673-M01] - ITGA2 monoclonal antibody (M01), clone 2B6 Analysis of ITGA2 expression in A-431.



Immunocytochemistry/Immunofluorescence: Integrin alpha 2/CD49b Antibody (2B6) [H00003673-M01] - Analysis of monoclonal antibody to ITGA2 on A-431 cell. Antibody concentration 10 ug/ml.



ELISA: Integrin alpha 2/CD49b Antibody (2B6) [H00003673-M01] - Detection limit for recombinant GST tagged ITGA2 is approximately 0.3ng/ml as a capture antibody.



Publications

Haglund L, Tillgren V, Addis L et al. Identification and Characterization of the Integrin $\alpha_2\beta_1$ Binding Motif in Chondroadherin Mediating Cell Attachment. J Biol Chem. 2010-12-02 [PMID: 21127050]



Novus Biologicals USA

10730 E. Briarwood Avenue
Centennial, CO 80112
USA

Phone: 303.730.1950
Toll Free: 1.888.506.6887
Fax: 303.730.1966
novus@novusbio.com

Bio-Techne Canada

21 Canmotor Ave
Toronto, ON M8Z 4E6
Canada

Phone: 905.827.6400
Toll Free: 855.668.8722
Fax: 905.827.6402
canada.inquires@bio-techne.com

Bio-Techne Ltd

19 Barton Lane
Abingdon Science Park
Abingdon, OX14 3NB, United Kingdom
Phone: (44) (0) 1235 529449
Free Phone: 0800 37 34 15
Fax: (44) (0) 1235 533420
info.EMEA@bio-techne.com

General Contact Information

www.novusbio.com
Technical Support: technical@novusbio.com
Orders: orders@novusbio.com
General: novus@novusbio.com

Limitations

This product is for research use only and is not approved for use in humans or in clinical diagnosis. Primary Antibodies are guaranteed for 1 year from date of receipt.

For more information on our 100% guarantee, please visit www.novusbio.com/guarantee

Earn gift cards/discounts by submitting a review: www.novusbio.com/reviews/submit/H00003673-M01

Earn gift cards/discounts by submitting a publication using this product:
www.novusbio.com/publications

