

Product Datasheet

IL-13R alpha 2 Antibody (2E10) - Azide and BSA Free H00003598-M01

Unit Size: 0.1 mg

Aliquot and store at -20C or -80C. Avoid freeze-thaw cycles.

www.novusbio.com



technical@novusbio.com

Publications: 1

Protocols, Publications, Related Products, Reviews, Research Tools and Images at:
www.novusbio.com/H00003598-M01

Updated 2/21/2025 v.20.1

Earn rewards for product
reviews and publications.

Submit a publication at www.novusbio.com/publications

Submit a review at www.novusbio.com/reviews/destination/H00003598-M01



H00003598-M01


IL-13R alpha 2 Antibody (2E10) - Azide and BSA Free

Product Information	
Unit Size	0.1 mg
Concentration	Concentrations vary lot to lot. See vial label for concentration. If unlisted please contact technical services.
Storage	Aliquot and store at -20C or -80C. Avoid freeze-thaw cycles.
Clonality	Monoclonal
Clone	2E10
Preservative	No Preservative
Isotype	IgG2a Kappa
Purity	IgG purified
Buffer	In 1x PBS, pH 7.4
Product Description	
Description	Quality control test: Antibody Reactive Against Recombinant Protein.
Host	Mouse
Gene ID	3598
Gene Symbol	IL13RA2
Species	Human
Specificity/Sensitivity	IL13RA2 - interleukin 13 receptor, alpha 2
Immunogen	IL13RA2 (NP_000631, 27 a.a. ~ 126 a.a) partial recombinant protein with GST tag. MW of the GST tag alone is 26 KDa. DTEIKVNPPQDFEIVDPGYLGYYLQWQPPLSLDHFKECTVEYELKYRNIGSET WKTIITKNLHYKDGFDLNGIEAKIHTLLPWQCTNGSEVQSSWAET
Notes	This product is produced by and distributed for Abnova, a company based in Taiwan.
Product Application Details	
Applications	Western Blot, ELISA, Immunohistochemistry, Sandwich ELISA, Knockdown Validated
Recommended Dilutions	Western Blot 1:500, ELISA, Immunohistochemistry, Sandwich ELISA, Knockdown Validated
Application Notes	Antibody reactivity against cell lysate, transfected lysate and recombinant protein for WB. It has been used for RNAi validation and ELISA.

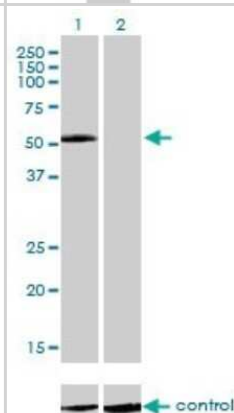


Images

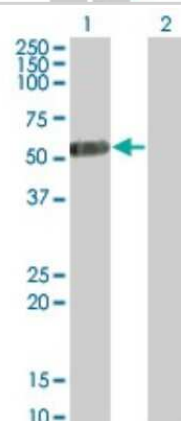
Western Blot: IL-13R alpha 2 Antibody (2E10) [H00003598-M01] - IL13RA2 monoclonal antibody (M01), clone 2E10. Analysis of IL13RA2 expression in HeLa.



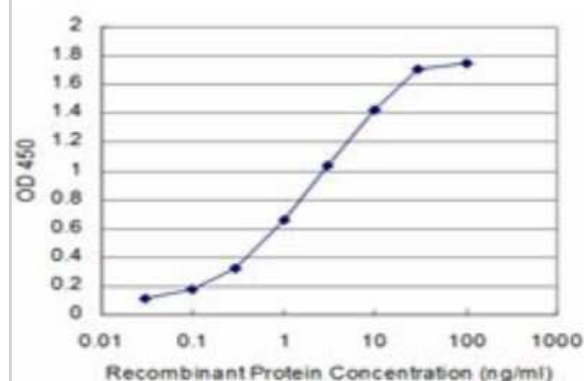
Western Blot: IL-13R alpha 2 Antibody (2E10) [H00003598-M01] - Analysis of IL13RA2 over-expressed 293 cell line, cotransfected with IL13RA2 Validated Chimera RNAi (Cat # H00003598-R01V) (Lane 2) or non-transfected control (Lane 1). Blot probed with IL13RA2 monoclonal antibody (M01), clone 2E10 (Cat # H00003598-M01). GAPDH (36.1 kDa) used as specificity and loading control.



Western Blot: IL-13R alpha 2 Antibody (2E10) [H00003598-M01] - Analysis of IL13RA2 expression in transfected 293T cell line by IL13RA2 monoclonal antibody (M01), clone 2E10. Lane 1: IL13RA2 transfected lysate (44.176 kDa). Lane 2: Non-transfected lysate.



Sandwich ELISA: IL-13R alpha 2 Antibody (2E10) [H00003598-M01] - Detection limit for recombinant GST tagged IL13RA2 is approximately 0.1 ng/ml as a capture antibody.



Publications

Zeis T, Graumann U, Reynolds R, Schaeren-Wiemers N. Normal-appearing white matter in multiple sclerosis is in a subtle balance between inflammation and neuroprotection. Brain. 2008-01-01 [PMID: 18056737]

**Novus Biologicals USA**

10730 E. Briarwood Avenue
Centennial, CO 80112
USA
Phone: 303.730.1950
Toll Free: 1.888.506.6887
Fax: 303.730.1966
nb-customerservice@bio-techne.com

Bio-Techne Canada

21 Canmotor Ave
Toronto, ON M8Z 4E6
Canada
Phone: 905.827.6400
Toll Free: 855.668.8722
Fax: 905.827.6402
canada.inquires@bio-techne.com

Bio-Techne Ltd

19 Barton Lane
Abingdon Science Park
Abingdon, OX14 3NB, United Kingdom
Phone: (44) (0) 1235 529449
Free Phone: 0800 37 34 15
Fax: (44) (0) 1235 533420
info.EMEA@bio-techne.com

General Contact Information

www.novusbio.com
Technical Support: nb-technical@bio-techne.com
Orders: nb-customerservice@bio-techne.com
General: novus@novusbio.com

Products Related to H00003598-M01

HAF007	Goat anti-Mouse IgG Secondary Antibody [HRP]
NB720-B	Rabbit anti-Mouse IgG (H+L) Secondary Antibody [Biotin]
NBP1-96981-0.5mg	Mouse IgG2a Kappa Isotype Control (M2AK)
NBP2-23147	Recombinant Human IL-13R alpha 2 His Protein

Limitations

This product is for research use only and is not approved for use in humans or in clinical diagnosis. Primary Antibodies are guaranteed for 1 year from date of receipt.

For more information on our 100% guarantee, please visit www.novusbio.com/guarantee

Earn gift cards/discounts by submitting a review: www.novusbio.com/reviews/submit/H00003598-M01

Earn gift cards/discounts by submitting a publication using this product:
www.novusbio.com/publications

