

Product Datasheet

Hyaluronidase 1/HYAL1 Antibody H00003373-B01P

Unit Size: 0.05 mg

Aliquot and store at -20C or -80C. Avoid freeze-thaw cycles.

www.novusbio.com



technical@novusbio.com

Publications: 1

Protocols, Publications, Related Products, Reviews, Research Tools and Images at:
www.novusbio.com/H00003373-B01P

Updated 6/27/2023 v.20.1

Earn rewards for product
reviews and publications.

Submit a publication at www.novusbio.com/publications

Submit a review at www.novusbio.com/reviews/destination/H00003373-B01P



H00003373-B01P**Hyaluronidase 1/HYAL1 Antibody**

Product Information	
Unit Size	0.05 mg
Concentration	Concentrations vary lot to lot. See vial label for concentration. If unlisted please contact technical services.
Storage	Aliquot and store at -20C or -80C. Avoid freeze-thaw cycles.
Clonality	Polyclonal
Preservative	No Preservative
Isotype	IgG
Purity	Protein A purified
Buffer	PBS (pH 7.4)


Product Description	
Description	Quality control test: Antibody reactive against mammalian transfected lysate.
Host	Mouse
Gene ID	3373
Gene Symbol	HYAL1
Species	Human
Specificity/Sensitivity	HYAL1 - hyaluronoglucosaminidase 1,
Immunogen	HYAL1 (NP_695015.1, 1 a.a. - 253 a.a.) full-length human protein. MAGTLQLGRALRPRGLWGFYGFDCYNYDFLSPNYTGQCPSGIRAQNDQLG WLWGQSRALYPSIYMPAVLEGTGKSQMYVQHRVAEAFRVAVAAGDPNLPVLP YVQIFYDTTNHFLPLDELEHSLGESAAQGAAGVVLWVSWENTRTKESCQAIKE YMDTTLGPFILNVTSGALLCSQALCSGHGRCVRRTSHPKALLLNPAFSIQLTP GGGPLSLRGALSLEDQAQMAVEFKCRCYPGWQAPWCERKSMW
Notes	This product is produced by and distributed for Abnova, a company based in Taiwan.

Product Application Details	
Applications	Western Blot
Recommended Dilutions	Western Blot
Application Notes	Antibody reactivity against transfected lysate for WB. It has been used for ELISA.

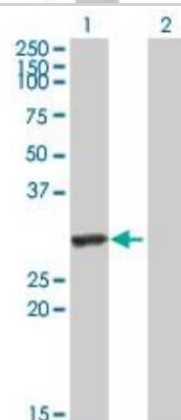


Images

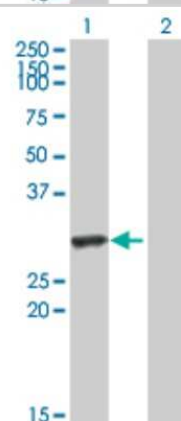
Western Blot: Hyaluronidase 1/HYAL1 Antibody [H00003373-B01P] - Analysis of HYAL1 expression in human kidney.



Western Blot: Hyaluronidase 1/HYAL1 Antibody [H00003373-B01P] - analysis of HYAL1 expression in transfected 293T cell line by HYAL1 purified MaxPab polyclonal antibody (B01P). Lane 1: HYAL1 transfected lysate (28.00 KDa). Lane 2: Non-transfected lysate.



Western Blot: Hyaluronidase 1/HYAL1 Antibody [H00003373-B01P] - Analysis of HYAL1 expression in transfected 293T cell line by HYAL1 polyclonal antibody. Lane 1: HYAL1 transfected lysate(27.83 KDa). Lane 2: Non-transfected lysate.



Publications

Papakonstantinou E, Kouri FM, Karakiulakis G et al. Increased hyaluronic acid content in idiopathic pulmonary arterial hypertension. *Eur Respir J*;32(6):1504-1512. 2008-01-01 [PMID: 18768572]



Novus Biologicals USA

10730 E. Briarwood Avenue
Centennial, CO 80112
USA

Phone: 303.730.1950
Toll Free: 1.888.506.6887
Fax: 303.730.1966
novus@novusbio.com

Bio-Techne Canada

21 Canmotor Ave
Toronto, ON M8Z 4E6
Canada

Phone: 905.827.6400
Toll Free: 855.668.8722
Fax: 905.827.6402
canada.inquires@bio-techne.com

Bio-Techne Ltd

19 Barton Lane
Abingdon Science Park
Abingdon, OX14 3NB, United Kingdom

Phone: (44) (0) 1235 529449
Free Phone: 0800 37 34 15
Fax: (44) (0) 1235 533420
info.EMEA@bio-techne.com

General Contact Information

www.novusbio.com
Technical Support: technical@novusbio.com
Orders: orders@novusbio.com
General: novus@novusbio.com

Limitations

This product is for research use only and is not approved for use in humans or in clinical diagnosis. Primary Antibodies are guaranteed for 1 year from date of receipt.

For more information on our 100% guarantee, please visit www.novusbio.com/guarantee

Earn gift cards/discounts by submitting a review: www.novusbio.com/reviews/submit/H00003373-B01P

Earn gift cards/discounts by submitting a publication using this product:
www.novusbio.com/publications

