

# Product Datasheet

## 17 beta-HSD1/HSD17B1 Antibody (2E5) H00003292-M03-100ug

Unit Size: 100 ug

Aliquot and store at -20C or -80C. Avoid freeze-thaw cycles.

[www.novusbio.com](http://www.novusbio.com)



[technical@novusbio.com](mailto:technical@novusbio.com)

### Publications: 4

Protocols, Publications, Related Products, Reviews, Research Tools and Images at:  
[www.novusbio.com/H00003292-M03](http://www.novusbio.com/H00003292-M03)

Updated 6/27/2023 v.20.1

Earn rewards for product  
reviews and publications.

Submit a publication at [www.novusbio.com/publications](http://www.novusbio.com/publications)

Submit a review at [www.novusbio.com/reviews/destination/H00003292-M03](http://www.novusbio.com/reviews/destination/H00003292-M03)



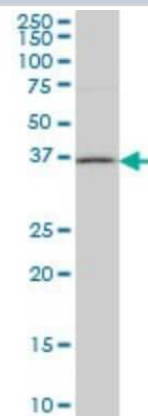
**H00003292-M03-100ug**

17 beta-HSD1/HSD17B1 Antibody (2E5)

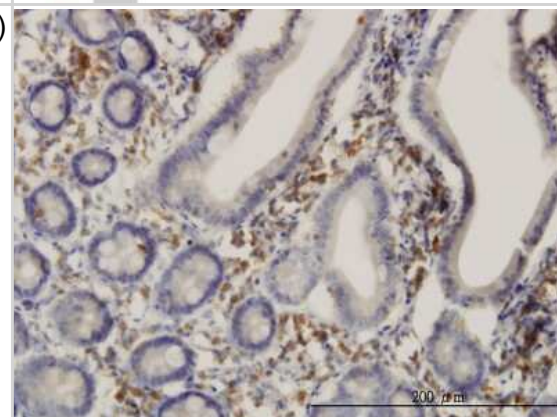
Product Information	
<b>Unit Size</b>	100 ug
<b>Concentration</b>	This product is unpurified. The exact concentration of antibody is not quantifiable.
<b>Storage</b>	Aliquot and store at -20C or -80C. Avoid freeze-thaw cycles.
<b>Clonality</b>	Monoclonal
<b>Clone</b>	2E5
<b>Preservative</b>	No Preservative
<b>Isotype</b>	IgG1 Kappa
<b>Purity</b>	Ascites
<b>Buffer</b>	In 1x PBS, pH 7.4
Product Description	
<b>Description</b>	Quality control test: Antibody Reactive Against Recombinant Protein.
<b>Host</b>	Mouse
<b>Gene ID</b>	3292
<b>Gene Symbol</b>	HSD17B1
<b>Species</b>	Human
<b>Specificity/Sensitivity</b>	HSD17B1 - hydroxysteroid (17-beta) dehydrogenase 1 (2E5)
<b>Immunogen</b>	HSD17B1 (NP_000404, 189 a.a. ~ 285 a.a) partial recombinant protein with GST tag. MW of the GST tag alone is 26 KDa. VHTAFMEKVLGSPPEEVLDRDIHTFHRFYQYLAHRSKQVFREAAQNPEEVAEVF LTALRAPKPTLRYFTTERFLPLLRLDDPSGSNYVTAMHREVF
<b>Notes</b>	This product is produced by and distributed for Abnova, a company based in Taiwan.
Product Application Details	
<b>Applications</b>	Western Blot, ELISA, Immunohistochemistry, Immunohistochemistry-Paraffin, Sandwich ELISA
<b>Recommended Dilutions</b>	Western Blot 1:500, ELISA, Immunohistochemistry, Immunohistochemistry-Paraffin, Sandwich ELISA
<b>Application Notes</b>	Antibody reactivity against cell lysate and recombinant protein for WB. It has also been used for IHC-P and ELISA.

## Images

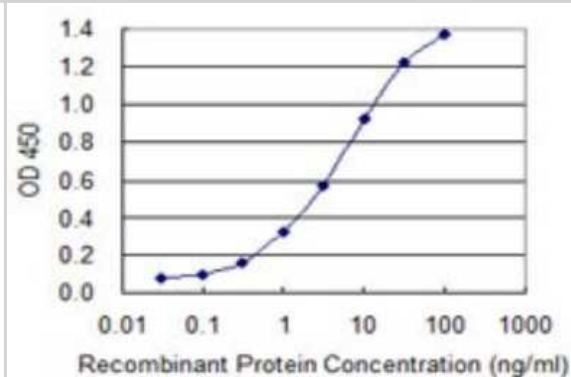
Western Blot: 17 beta-HSD1/HSD17B1 Antibody (2E5) [H00003292-M03] - Analysis of HSD17B1 expression in Jurkat (Cat # L017V1).



Immunohistochemistry-Paraffin: 17 beta-HSD1/HSD17B1 Antibody (2E5) [H00003292-M03] - Analysis of monoclonal antibody to HSD17B1 on formalin-fixed paraffin-embedded human small Intestine. Antibody concentration 3 ug/ml



Sandwich ELISA: 17 beta-HSD1/HSD17B1 Antibody (2E5) [H00003292-M03] - Detection limit for recombinant GST tagged HSD17B1 is 0.03 ng/ml as a capture antibody.



## Publications

Kumata H, Murakami K, Ishida K et al. Steroidogenesis in ovarian-like mesenchymal stroma of hepatic and pancreatic mucinous cystic neoplasms. *Hepatol Res* 2018-06-07 [PMID: 29882386]

McNamara KM, Oguro S, Omata F et al. The presence and impact of estrogen metabolism on the biology of triple-negative breast cancer. *Breast Cancer Res Treat* 2016-11-15 [PMID: 27848152]

Inoue T, Miki Y, Abe K et al. The role of estrogen-metabolizing enzymes and estrogen receptors in human epidermis. *Mol Cell Endocrinol.* 2011-06-29 [PMID: 21740958]

Chanplakorn N, Chanplakorn P, Suzuki T et al. Increased estrogen sulfatase (STS) and 17beta-hydroxysteroid dehydrogenase type 1(17beta-HSD1) following neoadjuvant aromatase inhibitor therapy in breast cancer patients. *Breast Cancer Res Treat* 120(3):639-48. 2010-04-01 [PMID: 20151319]



### **Novus Biologicals USA**

10730 E. Briarwood Avenue  
Centennial, CO 80112  
USA

Phone: 303.730.1950  
Toll Free: 1.888.506.6887  
Fax: 303.730.1966  
novus@novusbio.com

### **Bio-Techne Canada**

21 Canmotor Ave  
Toronto, ON M8Z 4E6  
Canada

Phone: 905.827.6400  
Toll Free: 855.668.8722  
Fax: 905.827.6402  
canada.inquires@bio-techne.com

### **Bio-Techne Ltd**

19 Barton Lane  
Abingdon Science Park  
Abingdon, OX14 3NB, United Kingdom

Phone: (44) (0) 1235 529449  
Free Phone: 0800 37 34 15  
Fax: (44) (0) 1235 533420  
info.EMEA@bio-techne.com

### **General Contact Information**

www.novusbio.com  
Technical Support: technical@novusbio.com  
Orders: orders@novusbio.com  
General: novus@novusbio.com

### **Limitations**

This product is for research use only and is not approved for use in humans or in clinical diagnosis. Primary Antibodies are guaranteed for 1 year from date of receipt.

For more information on our 100% guarantee, please visit [www.novusbio.com/guarantee](http://www.novusbio.com/guarantee)

Earn gift cards/discounts by submitting a review: [www.novusbio.com/reviews/submit/H00003292-M03](http://www.novusbio.com/reviews/submit/H00003292-M03)

Earn gift cards/discounts by submitting a publication using this product:  
[www.novusbio.com/publications](http://www.novusbio.com/publications)

