

# Product Datasheet

## HOXC12 Antibody (1C6) - Azide and BSA Free H00003228-M01

Unit Size: 0.1 mg

Aliquot and store at -20C or -80C. Avoid freeze-thaw cycles.

[www.novusbio.com](http://www.novusbio.com)



[technical@novusbio.com](mailto:technical@novusbio.com)

Protocols, Publications, Related Products, Reviews, Research Tools and Images at:  
[www.novusbio.com/H00003228-M01](http://www.novusbio.com/H00003228-M01)

Updated 2/21/2025 v.20.1

Earn rewards for product  
reviews and publications.

Submit a publication at [www.novusbio.com/publications](http://www.novusbio.com/publications)

Submit a review at [www.novusbio.com/reviews/destination/H00003228-M01](http://www.novusbio.com/reviews/destination/H00003228-M01)



**H00003228-M01**

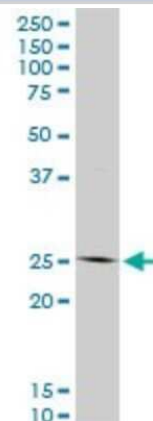
HOXC12 Antibody (1C6) - Azide and BSA Free

Product Information	
Unit Size	0.1 mg
Concentration	Concentrations vary lot to lot. See vial label for concentration. If unlisted please contact technical services.
Storage	Aliquot and store at -20C or -80C. Avoid freeze-thaw cycles.
Clonality	Monoclonal
Clone	1C6
Preservative	No Preservative
Isotype	IgG2a Kappa
Purity	IgG purified
Buffer	In 1x PBS, pH 7.4
Product Description	
Description	Quality control test: Antibody Reactive Against Recombinant Protein.
Host	Mouse
Gene ID	3228
Gene Symbol	HOXC12
Species	Human, Mouse, Rat
Reactivity Notes	Please note that this antibody is reactive to Mouse and derived from the same host, Mouse. Additional Mouse on Mouse blocking steps may be required for IHC and ICC experiments. Please contact Technical Support for more information.
Specificity/Sensitivity	HOXC12 (1C6)
Immunogen	HOXC12 (NP_776272, 1 a.a. ~ 100 a.a) partial recombinant protein with GST tag. MW of the GST tag alone is 26 KDa. MGEHNLLNPGFVGPLVNIHTGDTFYFPNFRASGAQLPGLPSLSYPRRDNVCSL SWPSAEP CNGYPQPYLGSPVSLNPPFGRTCELARVEDGKGYYREPCA
Notes	This product is produced by and distributed for Abnova, a company based in Taiwan.
Product Application Details	
Applications	Western Blot, ELISA, Sandwich ELISA
Recommended Dilutions	Western Blot 1:500, ELISA, Sandwich ELISA
Application Notes	Antibody reactivity against cell lysate and recombinant protein for WB. It has also been used for ELISA.

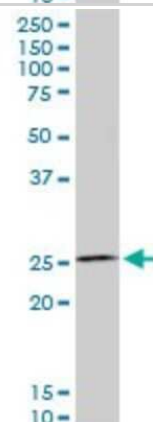


## Images

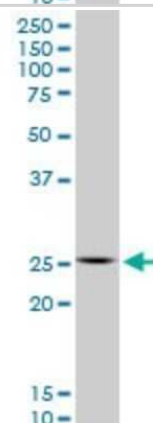
Western Blot: HOXC12 Antibody (1C6) [H00003228-M01] - HOXC12 monoclonal antibody (M01), clone 1C6. Analysis of HOXC12 expression in NIH/3T3.



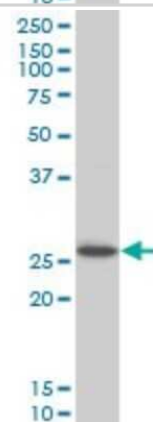
Western Blot: HOXC12 Antibody (1C6) [H00003228-M01] - HOXC12 monoclonal antibody (M01), clone 1C6. Analysis of HOXC12 expression in PC-12.



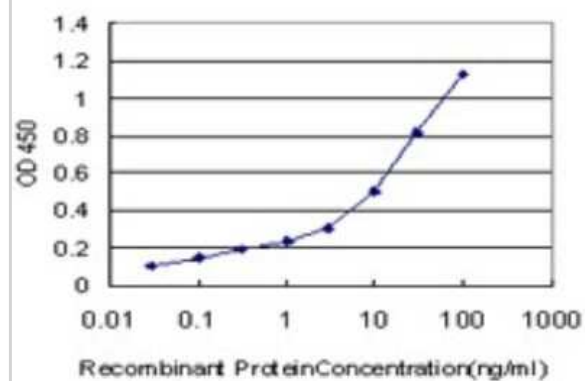
Western Blot: HOXC12 Antibody (1C6) [H00003228-M01] - HOXC12 monoclonal antibody (M01), clone 1C6. Analysis of HOXC12 expression in Raw 264.7.



Western Blot: HOXC12 Antibody (1C6) [H00003228-M01] - HOXC12 monoclonal antibody (M01), clone 1C6. Analysis of HOXC12 expression in Jurkat.



Sandwich ELISA: HOXC12 Antibody (1C6) [H00003228-M01] -  
Detection limit for recombinant GST tagged HOXC12 is approximately  
0.1ng/ml as a capture antibody.





### **Novus Biologicals USA**

10730 E. Briarwood Avenue  
Centennial, CO 80112  
USA  
Phone: 303.730.1950  
Toll Free: 1.888.506.6887  
Fax: 303.730.1966  
nb-customerservice@bio-techne.com

### **Bio-Techne Canada**

21 Canmotor Ave  
Toronto, ON M8Z 4E6  
Canada  
Phone: 905.827.6400  
Toll Free: 855.668.8722  
Fax: 905.827.6402  
canada.inquires@bio-techne.com

### **Bio-Techne Ltd**

19 Barton Lane  
Abingdon Science Park  
Abingdon, OX14 3NB, United Kingdom  
Phone: (44) (0) 1235 529449  
Free Phone: 0800 37 34 15  
Fax: (44) (0) 1235 533420  
info.EMEA@bio-techne.com

### **General Contact Information**

www.novusbio.com  
Technical Support: nb-technical@bio-techne.com  
Orders: nb-customerservice@bio-techne.com  
General: novus@novusbio.com

### **Products Related to H00003228-M01**

HAF007	Goat anti-Mouse IgG Secondary Antibody [HRP]
NB720-B	Rabbit anti-Mouse IgG (H+L) Secondary Antibody [Biotin]
NBP1-96981-0.5mg	Mouse IgG2a Kappa Isotype Control (M2AK)
NBP2-31608PEP	HOXC12 Recombinant Protein Antigen

### **Limitations**

This product is for research use only and is not approved for use in humans or in clinical diagnosis. Primary Antibodies are guaranteed for 1 year from date of receipt.

For more information on our 100% guarantee, please visit [www.novusbio.com/guarantee](http://www.novusbio.com/guarantee)

Earn gift cards/discounts by submitting a review: [www.novusbio.com/reviews/submit/H00003228-M01](http://www.novusbio.com/reviews/submit/H00003228-M01)

Earn gift cards/discounts by submitting a publication using this product:  
[www.novusbio.com/publications](http://www.novusbio.com/publications)

