

# Product Datasheet

## HOXB9 Antibody H0003219-D03P

Unit Size: 0.1 mg

Aliquot and store at -20C or -80C. Avoid freeze-thaw cycles.

[www.novusbio.com](http://www.novusbio.com)



[technical@novusbio.com](mailto:technical@novusbio.com)

Protocols, Publications, Related Products, Reviews, Research Tools and Images at:  
[www.novusbio.com/H0003219-D03P](http://www.novusbio.com/H0003219-D03P)

Updated 6/27/2023 v.20.1

Earn rewards for product  
reviews and publications.

Submit a publication at [www.novusbio.com/publications](http://www.novusbio.com/publications)

Submit a review at [www.novusbio.com/reviews/destination/H0003219-D03P](http://www.novusbio.com/reviews/destination/H0003219-D03P)



**H00003219-D03P**

## HOXB9 Antibody

Product Information	
Unit Size	0.1 mg
Concentration	Concentrations vary lot to lot. See vial label for concentration. If unlisted please contact technical services.
Storage	Aliquot and store at -20C or -80C. Avoid freeze-thaw cycles.
Clonality	Polyclonal
Preservative	No Preservative
Isotype	IgG
Purity	Protein A purified
Buffer	PBS (pH 7.4)

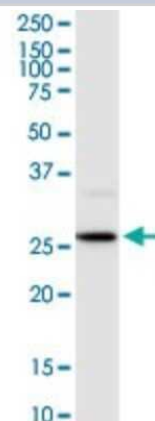
Product Description	
Description	Quality control test: Antibody reactive against mammalian transfected lysate.
Host	Rabbit
Gene ID	3219
Gene Symbol	HOXB9
Species	Human, Mouse
Specificity/Sensitivity	HOXB9 - homeobox B9,
Immunogen	HOXB9 (NP_076922.1, 1 a.a. - 250 a.a.) full-length human protein. MSISGTLSSYYVDSIISHESEDAPPAKFPSGQYASSRQPGHAEHLEFPSCSFQP KAPVFGASWAPLSPHASGSLPSVYHPYIQPQGVPPAESRYLRTWLEPAPRGE AAPGQQQAAVKAEPLLGAPGELLKQGTPEYSLETSAGREAVLSNQRPGYGDN KICEGSEDKERPQDTNPSANWLHARSSRKKRCPYTKYQTLELEKEFLFNMYLT RDRRHEVARLLNLSERQVKIWFQNRMMKMKMNKEQGKE
Notes	This product is produced by and distributed for Abnova, a company based in Taiwan.

Product Application Details	
Applications	Western Blot
Recommended Dilutions	Western Blot
Application Notes	Antibody reactivity against Recombinant Protein with GST tag on ELISA and WB and also on transfected lysate in WB. GST tag alone is used as a negative control.

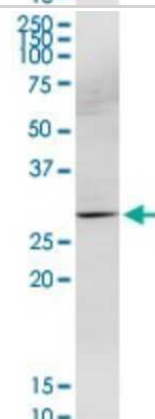


**Images**

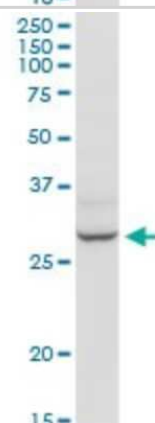
Western Blot: HOXB9 Antibody [H00003219-D03P] - Analysis of HOXB9 expression in mouse liver.



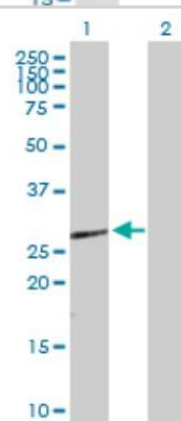
Western Blot: HOXB9 Antibody [H00003219-D03P] - Analysis of HOXB9 expression in K-562.



Western Blot: HOXB9 Antibody [H00003219-D03P] - Analysis of HOXB9 expression in human liver.



Western Blot: HOXB9 Antibody [H00003219-D03P] - Analysis of HOXB9 expression in transfected 293T cell line by HOXB9 polyclonal antibody. Lane 1: HOXB9 transfected lysate(28.10 KDa). Lane 2: Non-transfected lysate.





### **Novus Biologicals USA**

10730 E. Briarwood Avenue  
Centennial, CO 80112  
USA

Phone: 303.730.1950  
Toll Free: 1.888.506.6887  
Fax: 303.730.1966  
novus@novusbio.com

### **Bio-Techne Canada**

21 Canmotor Ave  
Toronto, ON M8Z 4E6  
Canada

Phone: 905.827.6400  
Toll Free: 855.668.8722  
Fax: 905.827.6402  
canada.inquires@bio-techne.com

### **Bio-Techne Ltd**

19 Barton Lane  
Abingdon Science Park  
Abingdon, OX14 3NB, United Kingdom

Phone: (44) (0) 1235 529449  
Free Phone: 0800 37 34 15  
Fax: (44) (0) 1235 533420  
info.EMEA@bio-techne.com

### **General Contact Information**

www.novusbio.com  
Technical Support: technical@novusbio.com  
Orders: orders@novusbio.com  
General: novus@novusbio.com

### **Limitations**

This product is for research use only and is not approved for use in humans or in clinical diagnosis. Primary Antibodies are guaranteed for 1 year from date of receipt.

For more information on our 100% guarantee, please visit [www.novusbio.com/guarantee](http://www.novusbio.com/guarantee)

Earn gift cards/discounts by submitting a review: [www.novusbio.com/reviews/submit/H00003219-D03P](http://www.novusbio.com/reviews/submit/H00003219-D03P)

Earn gift cards/discounts by submitting a publication using this product:  
[www.novusbio.com/publications](http://www.novusbio.com/publications)

