

Product Datasheet

HLA DRB4 Antibody (4C8)

H00003126-M01

Unit Size: 0.05 mg

Aliquot and store at -20C or -80C. Avoid freeze-thaw cycles.

www.novusbio.com



technical@novusbio.com

Publications: 1


Protocols, Publications, Related Products, Reviews, Research Tools and Images at:
www.novusbio.com/H00003126-M01

Updated 6/27/2023 v.20.1

Earn rewards for product reviews and publications.

Submit a publication at www.novusbio.com/publications

Submit a review at www.novusbio.com/reviews/destination/H00003126-M01

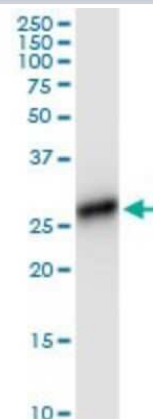


H00003126-M01**HLA DRB4 Antibody (4C8)**

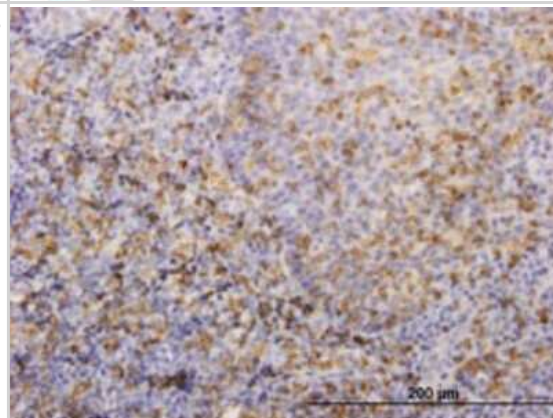
Product Information	
Unit Size	0.05 mg
Concentration	This product is unpurified. The exact concentration of antibody is not quantifiable.
Storage	Aliquot and store at -20C or -80C. Avoid freeze-thaw cycles.
Clonality	Monoclonal
Clone	4C8
Preservative	No Preservative
Isotype	IgG2b Kappa
Purity	Ascites
Buffer	In 1x PBS, pH 7.4
Product Description	
Description	Quality control test: Antibody Reactive Against Recombinant Protein.
Host	Mouse
Gene ID	3126
Gene Symbol	HLA-DRB4
Species	Human
Specificity/Sensitivity	HLA-DRB4 - major histocompatibility complex, class II, DR beta 4
Immunogen	HLA-DRB4 (AAH05312, 30 a.a. ~ 266 a.a) full-length recombinant protein with GST tag. MW of the GST tag alone is 26 KDa. GDTQPRFLEQAKCECRFLNGTERVWNLIRYIYNQEEYARYNSDLGEYQAVTEL GRPDAEYWNSQKDLLERRRAEVDTYCRYNYGVVESFTVQRRVQPKVTYVPSK TQPLQHHNLLVCSVNGFYPGSIEVRWFRNGQEEKAGVVSTGLIQNGDWTFQT LVMLETVPRSGEVYTCQVEHPSMMSPLTVQWSARSESAQSKMLSGVGGFVL GLLFLGTGLFIYFRNQKGHSGLQPTGLLS
Notes	This product is produced by and distributed for Abnova, a company based in Taiwan.
Product Application Details	
Applications	Western Blot, ELISA, Immunohistochemistry, Immunohistochemistry-Paraffin, Sandwich ELISA
Recommended Dilutions	Western Blot 1:500, ELISA, Immunohistochemistry, Immunohistochemistry-Paraffin, Sandwich ELISA
Application Notes	Antibody reactivity against recombinant protein for WB. It has been used for IHC-P and ELISA.

Images

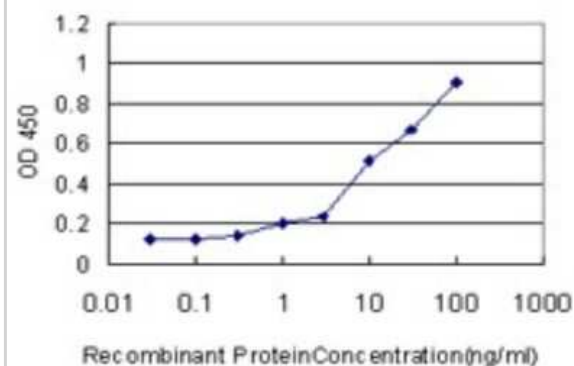
Western Blot: HLA DRB4 Antibody (4C8) [H00003126-M01] - HLA-DRB4 monoclonal antibody (M01), clone 4C8. Analysis of HLA-DRB4 expression in human kidney.



Immunohistochemistry-Paraffin: HLA DRB4 Antibody (4C8) [H00003126-M01] - Analysis of monoclonal antibody to HLA-DRB4 on formalin-fixed paraffin-embedded human tonsil. Antibody concentration 1 ug/ml.



Sandwich ELISA: HLA DRB4 Antibody (4C8) [H00003126-M01] - Detection limit for recombinant GST tagged HLA-DRB4 is approximately 1ng/ml as a capture antibody.



Publications

Yildiz-Arslan S, Coon JS, Hope TJ, Kim JJ. Transcriptional Profiling of Human Endocervical Tissues Reveals Distinct Gene Expression in the Follicular and Luteal Phases of the Menstrual Cycle. *Biol. Reprod.* 2016-05-11 [PMID: 27170437]



Novus Biologicals USA

10730 E. Briarwood Avenue
Centennial, CO 80112
USA

Phone: 303.730.1950
Toll Free: 1.888.506.6887
Fax: 303.730.1966
novus@novusbio.com

Bio-Techne Canada

21 Canmotor Ave
Toronto, ON M8Z 4E6
Canada

Phone: 905.827.6400
Toll Free: 855.668.8722
Fax: 905.827.6402
canada.inquires@bio-techne.com

Bio-Techne Ltd

19 Barton Lane
Abingdon Science Park
Abingdon, OX14 3NB, United Kingdom

Phone: (44) (0) 1235 529449
Free Phone: 0800 37 34 15
Fax: (44) (0) 1235 533420
info.EMEA@bio-techne.com

General Contact Information

www.novusbio.com
Technical Support: technical@novusbio.com
Orders: orders@novusbio.com
General: novus@novusbio.com

Limitations

This product is for research use only and is not approved for use in humans or in clinical diagnosis. Primary Antibodies are guaranteed for 1 year from date of receipt.

For more information on our 100% guarantee, please visit www.novusbio.com/guarantee

Earn gift cards/discounts by submitting a review: www.novusbio.com/reviews/submit/H00003126-M01

Earn gift cards/discounts by submitting a publication using this product:
www.novusbio.com/publications

