

Product Datasheet

HLA DRB3 Antibody H00003125-B02P

Unit Size: 0.05 mg

Aliquot and store at -20C or -80C. Avoid freeze-thaw cycles.

www.novusbio.com



technical@novusbio.com

Publications: 1

Protocols, Publications, Related Products, Reviews, Research Tools and Images at:
www.novusbio.com/H00003125-B02P

Updated 6/27/2023 v.20.1

Earn rewards for product
reviews and publications.

Submit a publication at www.novusbio.com/publications

Submit a review at www.novusbio.com/reviews/destination/H00003125-B02P



H00003125-B02P**HLA DRB3 Antibody**

Product Information	
Unit Size	0.05 mg
Concentration	Concentrations vary lot to lot. See vial label for concentration. If unlisted please contact technical services.
Storage	Aliquot and store at -20C or -80C. Avoid freeze-thaw cycles.
Clonality	Polyclonal
Preservative	No Preservative
Isotype	IgG
Purity	Protein A purified
Buffer	PBS (pH 7.4)

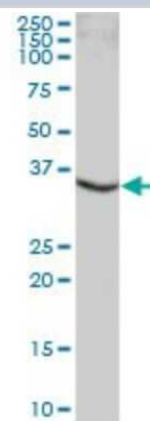
Product Description	
Description	Quality control test: Antibody reactive against mammalian transfected lysate.
Host	Mouse
Gene ID	3125
Gene Symbol	HLA-DRB3
Species	Human
Specificity/Sensitivity	HLA-DRB3 - major histocompatibility complex, class II, DR beta 3,
Immunogen	HLA-DRB3 (NP_072049.2, 1 a.a. - 266 a.a.) full-length human protein. MVCLKLPGGSSLAALTVTLMVLSSRLAFAGDTRPRFLELRKSECHFFNGTERV RYLDRYFHNQEEFLRFDSVDGEYRAVTELGRPVAESWNSQKDLLEQKRGRVD NYCRHNYGVGESFTVQRRVHPQVTVPYPAKTQPLQHHNLLVCSVSGFYPGSIE VRWFRNGQEEKAGVVSTGLIQNGDWTFTLVMLETVPRSGEVYTCQVEHPSV TSALTVEWRARSESAQSKMLSGVGGFVLGLLFLGAGLFIYFRNQKGHSGLQPT GFLS
Notes	This product is produced by and distributed for Abnova, a company based in Taiwan.

Product Application Details	
Applications	Western Blot, Flow Cytometry
Recommended Dilutions	Western Blot, Flow Cytometry
Application Notes	Antibody reactivity against Recombinant Protein with GST tag on ELISA and WB and also on transfected lysate in WB. GST tag alone is used as a negative control. It has been use for FACS.

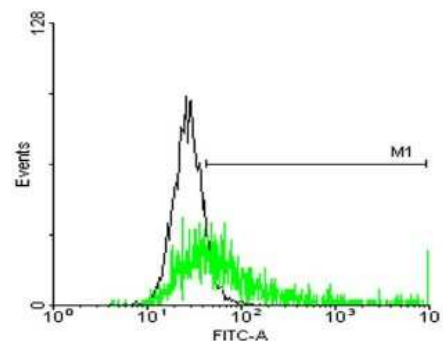


Images

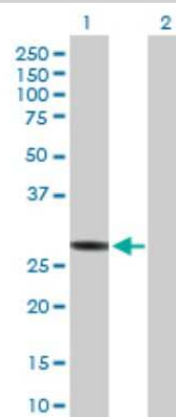
Western Blot: HLA DRB3 Antibody [H00003125-B02P] - Analysis of HLA-DRB3 expression in human liver.



Flow Cytometry: HLA DRB3 Antibody [H00003125-B02P] - Analysis of negative control 293 cells (Black) and HLA-DRB3 expressing 293 cells (Green) using HLA-DRB3 purified mouse polyclonal antibody.



Western Blot: HLA DRB3 Antibody [H00003125-B02P] - Analysis of HLA-DRB3 expression in transfected 293T cell line by HLA-DRB3 polyclonal antibody. Lane 1: HLA-DRB3 transfected lysate (29.26 KDa). Lane 2: Non-transfected lysate.



Publications

Lacher MD, Bauer G, Fury B et al. SV-BR-1-GM, a Clinically Effective GM-CSF-Secreting Breast Cancer Cell Line, Expresses an Immune Signature and Directly Activates CD4⁺ T Lymphocytes. Front Immunol 2018-05-15 [PMID: 29867922]



Novus Biologicals USA

10730 E. Briarwood Avenue
Centennial, CO 80112
USA

Phone: 303.730.1950
Toll Free: 1.888.506.6887
Fax: 303.730.1966
novus@novusbio.com

Bio-Techne Canada

21 Canmotor Ave
Toronto, ON M8Z 4E6
Canada

Phone: 905.827.6400
Toll Free: 855.668.8722
Fax: 905.827.6402
canada.inquires@bio-techne.com

Bio-Techne Ltd

19 Barton Lane
Abingdon Science Park
Abingdon, OX14 3NB, United Kingdom
Phone: (44) (0) 1235 529449
Free Phone: 0800 37 34 15
Fax: (44) (0) 1235 533420
info.EMEA@bio-techne.com

General Contact Information

www.novusbio.com
Technical Support: technical@novusbio.com
Orders: orders@novusbio.com
General: novus@novusbio.com

Limitations

This product is for research use only and is not approved for use in humans or in clinical diagnosis.
Primary Antibodies are guaranteed for 1 year from date of receipt.

For more information on our 100% guarantee, please visit www.novusbio.com/guarantee

Earn gift cards/discounts by submitting a review: www.novusbio.com/reviews/submit/H00003125-B02P

Earn gift cards/discounts by submitting a publication using this product:
www.novusbio.com/publications

