

Product Datasheet

HLA A Antibody H00003105-D01P

Unit Size: 0.1 mg

Aliquot and store at -20C or -80C. Avoid freeze-thaw cycles.

www.novusbio.com



technical@novusbio.com

Protocols, Publications, Related Products, Reviews, Research Tools and Images at:
www.novusbio.com/H00003105-D01P

Updated 6/27/2023 v.20.1

Earn rewards for product
reviews and publications.

Submit a publication at www.novusbio.com/publications

Submit a review at www.novusbio.com/reviews/destination/H00003105-D01P



H00003105-D01P

HLA A Antibody

Product Information	
Unit Size	0.1 mg
Concentration	Concentrations vary lot to lot. See vial label for concentration. If unlisted please contact technical services.
Storage	Aliquot and store at -20C or -80C. Avoid freeze-thaw cycles.
Clonality	Polyclonal
Preservative	No Preservative
Isotype	IgG
Purity	Protein A purified
Buffer	PBS (pH 7.4)

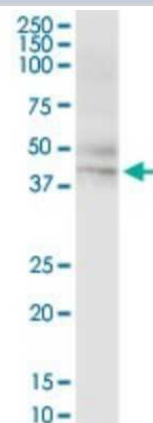
Product Description	
Description	Quality control test: Antibody reactive against mammalian transfected lysate.
Host	Rabbit
Gene ID	3105
Gene Symbol	HLA-A
Species	Human
Specificity/Sensitivity	Reacts with major histocompatibility complex, class I, A.
Immunogen	HLA-A (NP_002107.3, 1 a.a. - 365 a.a.) full-length human protein. MAVMAPRTL L L L L L S G A L A L T Q T W A G S H S M R Y F F T S V S R P G R G E P R F I A V G Y V D D T Q F V R F D S D A A S Q R M E P R A P W I E Q E G P E Y W D Q E T R N V K A Q S Q T D R V D L G T L R G Y Y N Q S E A G S H T I Q I M Y G C D V G S D G R F L R G Y R Q D A Y D G K D Y I A L N E D L R S W T A A D M A A Q I T K R K W E A A H E A E Q L R A Y L D G T C V E W L R R Y L E N G K E T L Q R T D P P K T H M T H H P I S D H E A T L R C W A L G F Y P A E I T L T W Q R D G E D Q T Q D T E L V E T R P A G D G T F Q K W A A V V V P S G E E Q R Y T C H V Q H E G L P K P L T L R W E L S S Q P T I P I V G I I A G L V L L G A V I T G A V V A A V M W R R K S S D R K G G S Y T Q A A S S D S A Q G S D V S L T A C K V
Notes	This product is produced by and distributed for Abnova, a company based in Taiwan.

Product Application Details	
Applications	Western Blot, Immunocytochemistry/Immunofluorescence
Recommended Dilutions	Western Blot, Immunocytochemistry/Immunofluorescence
Application Notes	This antibody is reactive against transfected lysate in WB and as a detection antibody in ELISA.

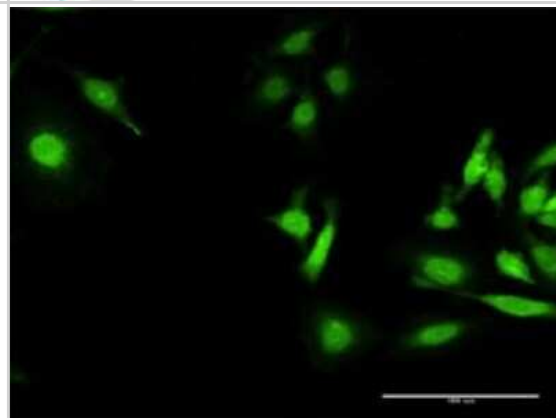


Images

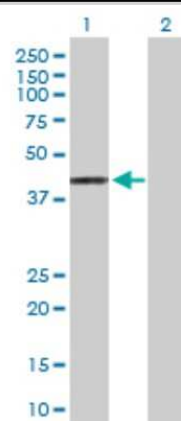
Western Blot: HLA A Antibody [H00003105-D01P] - Analysis of HLA-A expression in human spleen.



Immunocytochemistry/Immunofluorescence: HLA A Antibody [H00003105-D01P] - Analysis of antibody to HLA-A on HeLa cell. Antibody concentration 30 ug/ml.



Western Blot: HLA A Antibody [H00003105-D01P] - Analysis of HLA-A expression in transfected 293T cell line by HLA-A polyclonal antibody. Lane 1: HLA-A transfected lysate (40.80 KDa). Lane 2: Non-transfected lysate.





Novus Biologicals USA

10730 E. Briarwood Avenue
Centennial, CO 80112
USA

Phone: 303.730.1950
Toll Free: 1.888.506.6887
Fax: 303.730.1966
novus@novusbio.com

Bio-Techne Canada

21 Canmotor Ave
Toronto, ON M8Z 4E6
Canada

Phone: 905.827.6400
Toll Free: 855.668.8722
Fax: 905.827.6402
canada.inquires@bio-techne.com

Bio-Techne Ltd

19 Barton Lane
Abingdon Science Park
Abingdon, OX14 3NB, United Kingdom

Phone: (44) (0) 1235 529449
Free Phone: 0800 37 34 15
Fax: (44) (0) 1235 533420
info.EMEA@bio-techne.com

General Contact Information

www.novusbio.com
Technical Support: technical@novusbio.com
Orders: orders@novusbio.com
General: novus@novusbio.com

Limitations

This product is for research use only and is not approved for use in humans or in clinical diagnosis. Primary Antibodies are guaranteed for 1 year from date of receipt.

For more information on our 100% guarantee, please visit www.novusbio.com/guarantee

Earn gift cards/discounts by submitting a review: www.novusbio.com/reviews/submit/H00003105-D01P

Earn gift cards/discounts by submitting a publication using this product:
www.novusbio.com/publications

