

# Product Datasheet

## GTF3C2 Antibody H00002976-B01P

Unit Size: 0.05 mg

Aliquot and store at -20C or -80C. Avoid freeze-thaw cycles.

[www.novusbio.com](http://www.novusbio.com)



[technical@novusbio.com](mailto:technical@novusbio.com)

Protocols, Publications, Related Products, Reviews, Research Tools and Images at:  
[www.novusbio.com/H00002976-B01P](http://www.novusbio.com/H00002976-B01P)

Updated 6/27/2023 v.20.1

Earn rewards for product  
reviews and publications.

Submit a publication at [www.novusbio.com/publications](http://www.novusbio.com/publications)

Submit a review at [www.novusbio.com/reviews/destination/H00002976-B01P](http://www.novusbio.com/reviews/destination/H00002976-B01P)



**H00002976-B01P**

GTF3C2 Antibody

Product Information	
Unit Size	0.05 mg
Concentration	Concentrations vary lot to lot. See vial label for concentration. If unlisted please contact technical services.
Storage	Aliquot and store at -20C or -80C. Avoid freeze-thaw cycles.
Clonality	Polyclonal
Preservative	No Preservative
Isotype	IgG
Purity	Protein A purified
Buffer	PBS (pH 7.4)


Product Description	
Description	Quality control test: Antibody reactive against mammalian transfected lysate.
Host	Mouse
Gene ID	2976
Gene Symbol	GTF3C2
Species	Human
Specificity/Sensitivity	Reacts with general transcription factor IIIc, polypeptide 2, beta 110kDa.
Immunogen	GTF3C2 (NP_001030598.1, 1 a.a. - 911 a.a.) full-length human protein. MDTCGVGYVALGEAGPVGNMVVDSPGQEVLNQLDVKTSSEMSTSAEASVEM SLPTPLPGFEDSPDQRRLLPPEQESLSRLEQPDLSSSEMSSKVS/KPRASKPGRKR GGRTTRKGPKRPPQPNPPSAPLVPGLLDQSNPLSTPMPKKRGRKSKAELLLLK SKDLDRPESQSPKRPPEDFETPSGERPRRRAAQVALLYLQELAEELSTALPAP VSCPEGPKVSSPTKPKKIRQPAACPGGEEVDGAPRDEDFLLQVEAEDVEESE GPSESSSEPEPVVPRSTPRGSTSGKQKPHCRGMANGLPNHIMAPVWKCLHL TKDFREQKHSYWEFAEWIPLAWKWHLLSELEAAPYLQEEKSPLFSVQREGLP EDGTLYRINRFSSITAHPERWDVSFFTGGPLWALDWCPVPEGAGASQYVALFS SPDMNETHPLSQLHSGPGLLQLWGLGTLQQESCPCGNRAHFVYGIACDNGCIW DLKFCPSGAWELPGTTPRKAPLLPRLGLLALACSDGKVLFLSLPHPEALLAQQPP DAVKPAIYKVQCVATLQVGSMAQATDPSECGQCLSLAWMPTRPHQHLAGYYN GMVFWNLPTNSPLQRIRLSDGSLKLYPFQCFLAHDQAVRTLQWCKANSHFLV SAGSDRKIKFWDLRPYEPINSIKRFLSTELAWLLPYNGVTVAQDNCYASYGLC GIHYIDAGYLGFKAYFTAPRKGTVWVSLSGSDWLGTIAAGDISGELIAAILPDMAL NPINVKRPVERRFPYKADLIPYQDSPEGPDHSSASSGVPNPPKARTYTETVNH HYLLFQDIDLGSFHDLLRREPMLRMQEGEGHSQLCLDRLQLEAIHKVRFSPNL DSYGWLVSGGQSGLVRIHFVRGLASPLGHRMQLESRAHFNAMFQPSSPTRRP GFSPTSHRLLPTP
Notes	This product is produced by and distributed for Abnova, a company based in Taiwan.

Product Application Details	
Applications	Western Blot, Immunocytochemistry/Immunofluorescence
Recommended Dilutions	Western Blot, Immunocytochemistry/Immunofluorescence
Application Notes	This antibody is reactive against cell and transfected lysate in WB, IF and as a detection antibody in ELISA.

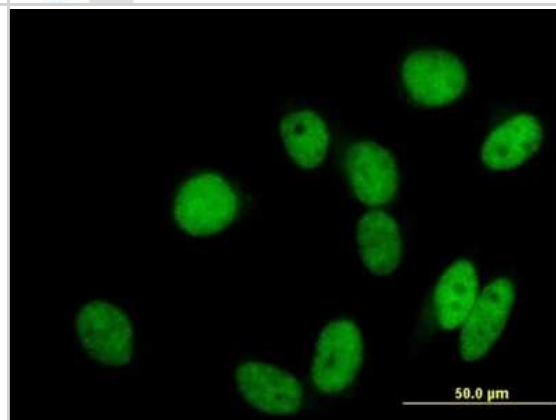


## Images

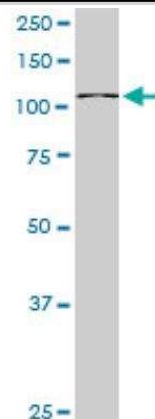
Western Blot: GTF3C2 Antibody [H00002976-B01P] - Analysis of GTF3C2 expression in Hela S3 NE.



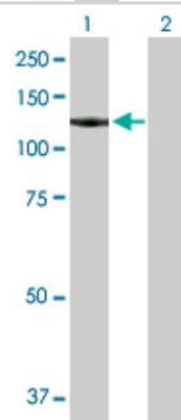
Immunocytochemistry/Immunofluorescence: GTF3C2 Antibody [H00002976-B01P] - Analysis of purified antibody to GTF3C2 on HeLa cell. (antibody concentration 10 ug/ml)



Western Blot: GTF3C2 Antibody [H00002976-B01P] - GTF3C2 MaxPab polyclonal antibody. Western Blot analysis of GTF3C2 expression in Hela NE.



Western Blot: GTF3C2 Antibody [H00002976-B01P] - Analysis of GTF3C2 expression in transfected 293T cell line by GTF3C2 polyclonal antibody. Lane1:GTF3C2 transfected lysate(100.21 KDa). Lane2:Non-transfected lysate.





### **Novus Biologicals USA**

10730 E. Briarwood Avenue  
Centennial, CO 80112  
USA

Phone: 303.730.1950  
Toll Free: 1.888.506.6887  
Fax: 303.730.1966  
novus@novusbio.com

### **Bio-Techne Canada**

21 Canmotor Ave  
Toronto, ON M8Z 4E6  
Canada

Phone: 905.827.6400  
Toll Free: 855.668.8722  
Fax: 905.827.6402  
canada.inquires@bio-techne.com

### **Bio-Techne Ltd**

19 Barton Lane  
Abingdon Science Park  
Abingdon, OX14 3NB, United Kingdom

Phone: (44) (0) 1235 529449  
Free Phone: 0800 37 34 15  
Fax: (44) (0) 1235 533420  
info.EMEA@bio-techne.com

### **General Contact Information**

www.novusbio.com  
Technical Support: technical@novusbio.com  
Orders: orders@novusbio.com  
General: novus@novusbio.com

### **Products Related to H00002976-B01P**

---

HAF007	Goat anti-Mouse IgG Secondary Antibody [HRP]
NB720-B	Rabbit anti-Mouse IgG (H+L) Secondary Antibody [Biotin]
NBP1-97019-5mg	Mouse IgG Isotype Control
H00002976-P01-2ug	Recombinant Human GTF3C2 GST (N-Term) Protein

---

### **Limitations**

This product is for research use only and is not approved for use in humans or in clinical diagnosis. Primary Antibodies are guaranteed for 1 year from date of receipt.

For more information on our 100% guarantee, please visit [www.novusbio.com/guarantee](http://www.novusbio.com/guarantee)

Earn gift cards/discounts by submitting a review: [www.novusbio.com/reviews/submit/H00002976-B01P](http://www.novusbio.com/reviews/submit/H00002976-B01P)

Earn gift cards/discounts by submitting a publication using this product:  
[www.novusbio.com/publications](http://www.novusbio.com/publications)

