

Product Datasheet

GSTM2 Antibody (1E10) - Azide and BSA Free H00002946-M03

Unit Size: 0.1 mg

Aliquot and store at -20C or -80C. Avoid freeze-thaw cycles.

www.novusbio.com



technical@novusbio.com

Publications: 2

Protocols, Publications, Related Products, Reviews, Research Tools and Images at:
www.novusbio.com/H00002946-M03

Updated 2/21/2025 v.20.1

Earn rewards for product
reviews and publications.

Submit a publication at www.novusbio.com/publications

Submit a review at www.novusbio.com/reviews/destination/H00002946-M03



H00002946-M03

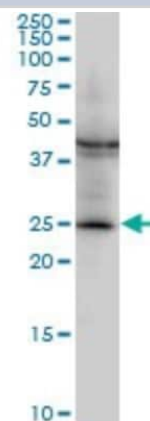
GSTM2 Antibody (1E10) - Azide and BSA Free

Product Information	
Unit Size	0.1 mg
Concentration	Concentrations vary lot to lot. See vial label for concentration. If unlisted please contact technical services.
Storage	Aliquot and store at -20C or -80C. Avoid freeze-thaw cycles.
Clonality	Monoclonal
Clone	1E10
Preservative	No Preservative
Isotype	IgG1 Kappa
Purity	IgG purified
Buffer	In 1x PBS, pH 7.4
Product Description	
Description	Quality control test: Antibody Reactive Against Recombinant Protein.
Host	Mouse
Gene ID	2946
Gene Symbol	GSTM2
Species	Human, Mouse
Reactivity Notes	Please note that this antibody is reactive to Mouse and derived from the same host, Mouse. Additional Mouse on Mouse blocking steps may be required for IHC and ICC experiments. Please contact Technical Support for more information.
Specificity/Sensitivity	GSTM2 - glutathione S-transferase M2 (muscle) (1E10)
Immunogen	GSTM2 (NP_000839, 90 a.a. ~ 189 a.a) partial recombinant protein with GST tag. MW of the GST tag alone is 26 KDa. SEKEQIREIDILENQFMDSRMQLAKLCYDPDFEKLKPEYLQALPEMLKLYSQFLG KQPWFLGDKITFVDFIAYDVLERNQVFEPSCLDAPNLKDFISRFE
Notes	This product is produced by and distributed for Abnova, a company based in Taiwan.
Product Application Details	
Applications	Western Blot, ELISA, Immunocytochemistry/ Immunofluorescence, Immunohistochemistry, Immunohistochemistry-Paraffin, Sandwich ELISA
Recommended Dilutions	Western Blot 1:500, ELISA, Immunohistochemistry, Immunocytochemistry/ Immunofluorescence, Immunohistochemistry-Paraffin, Sandwich ELISA
Application Notes	Antibody reactivity against Recombinant Protein with GST tag on ELISA and WB. GST tag alone is used as a negative control.

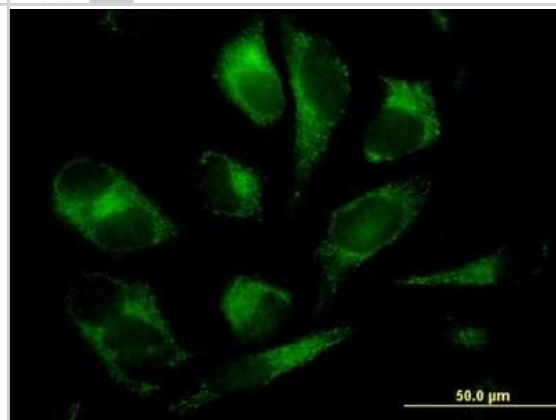


Images

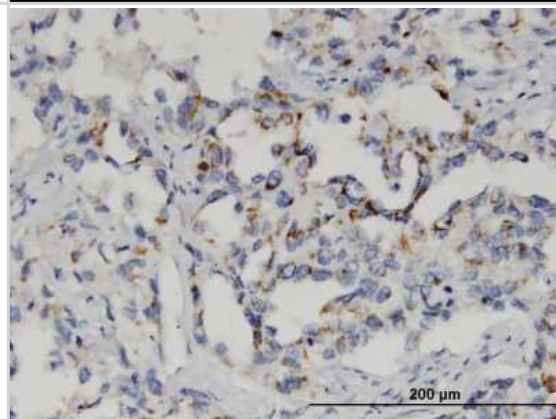
Western Blot: GSTM2 Antibody (1E10) [H00002946-M03] - Analysis of GSTM2 expression in NIH/3T3 (Cat # L018V1).



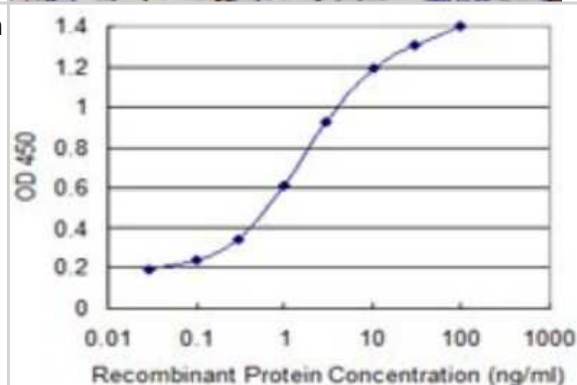
Immunocytochemistry/Immunofluorescence: GSTM2 Antibody (1E10) [H00002946-M03] - Analysis of monoclonal antibody to GSTM2 on HeLa cell. Antibody concentration 10 ug/ml



Immunohistochemistry-Paraffin: GSTM2 Antibody (1E10) [H00002946-M03] - Analysis of monoclonal antibody to GSTM2 on formalin-fixed paraffin-embedded human breast cancer. Antibody concentration 3 ug/ml



Sandwich ELISA: GSTM2 Antibody (1E10) [H00002946-M03] - Detection limit for recombinant GST tagged GSTM2 is 0.03 ng/ml as a capture antibody.



Publications

Fielder E, Wan T, Alimohammadiha G et al. Short senolytic or senostatic interventions rescue progression of radiation-induced frailty and premature ageing in mice eLife 2022-05-04 [PMID: 35507395]

Ashour N, Angulo JC, Andres G et al. A DNA hypermethylation profile reveals new potential biomarkers for prostate cancer diagnosis and prognosis. Prostate. 2014-06-24 [PMID: 24961912]





Novus Biologicals USA

10730 E. Briarwood Avenue
Centennial, CO 80112
USA
Phone: 303.730.1950
Toll Free: 1.888.506.6887
Fax: 303.730.1966
nb-customerservice@bio-techne.com

Bio-Techne Canada

21 Canmotor Ave
Toronto, ON M8Z 4E6
Canada
Phone: 905.827.6400
Toll Free: 855.668.8722
Fax: 905.827.6402
canada.inquires@bio-techne.com

Bio-Techne Ltd

19 Barton Lane
Abingdon Science Park
Abingdon, OX14 3NB, United Kingdom
Phone: (44) (0) 1235 529449
Free Phone: 0800 37 34 15
Fax: (44) (0) 1235 533420
info.EMEA@bio-techne.com

General Contact Information

www.novusbio.com
Technical Support: nb-technical@bio-techne.com
Orders: nb-customerservice@bio-techne.com
General: novus@novusbio.com

Products Related to H00002946-M03

HAF007	Goat anti-Mouse IgG Secondary Antibody [HRP]
NB720-B	Rabbit anti-Mouse IgG (H+L) Secondary Antibody [Biotin]
NBP1-43319-0.5mg	Mouse IgG1 Kappa Isotype Control (P3.6.2.8.1)
NBP1-50850-0.1mg	Recombinant Human GSTM2 His Protein

Limitations

This product is for research use only and is not approved for use in humans or in clinical diagnosis. Primary Antibodies are guaranteed for 1 year from date of receipt.

For more information on our 100% guarantee, please visit www.novusbio.com/guarantee

Earn gift cards/discounts by submitting a review: www.novusbio.com/reviews/submit/H00002946-M03

Earn gift cards/discounts by submitting a publication using this product:
www.novusbio.com/publications

