

# Product Datasheet

## MNK2 Antibody (2A10) - Azide and BSA Free H00002872-M07

Unit Size: 0.1 mg

Aliquot and store at -20C or -80C. Avoid freeze-thaw cycles.

[www.novusbio.com](http://www.novusbio.com)



[technical@novusbio.com](mailto:technical@novusbio.com)

Protocols, Publications, Related Products, Reviews, Research Tools and Images at:  
[www.novusbio.com/H00002872-M07](http://www.novusbio.com/H00002872-M07)

Updated 2/21/2025 v.20.1

Earn rewards for product  
reviews and publications.

Submit a publication at [www.novusbio.com/publications](http://www.novusbio.com/publications)

Submit a review at [www.novusbio.com/reviews/destination/H00002872-M07](http://www.novusbio.com/reviews/destination/H00002872-M07)



**H00002872-M07**

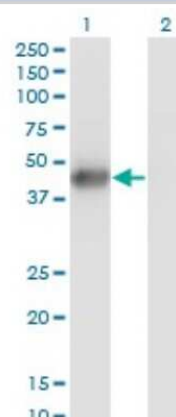
MNK2 Antibody (2A10) - Azide and BSA Free

Product Information	
Unit Size	0.1 mg
Concentration	Concentrations vary lot to lot. See vial label for concentration. If unlisted please contact technical services.
Storage	Aliquot and store at -20C or -80C. Avoid freeze-thaw cycles.
Clonality	Monoclonal
Clone	2A10
Preservative	No Preservative
Isotype	IgG2a Kappa
Purity	Protein A purified
Buffer	In 1x PBS, pH 7.4
Product Description	
Description	Quality control test: Antibody Reactive Against Recombinant Protein.
Host	Mouse
Gene ID	2872
Gene Symbol	MKNK2
Species	Human, Mouse, Rat
Reactivity Notes	Please note that this antibody is reactive to Mouse and derived from the same host, Mouse. Additional Mouse on Mouse blocking steps may be required for IHC and ICC experiments. Please contact Technical Support for more information.
Specificity/Sensitivity	MKNK2 (2A10)
Immunogen	MKNK2 (AAH18345, 1 a.a. ~ 158 a.a) full-length recombinant protein with GST tag. MW of the GST tag alone is 26 KDa. MAPEVVVEAFSEEASIYDKRCDLWSLGVILYILLSGYPPFVGRCGSDCGWDRGE ACPACQNMLFESIQEGKYEFDPKDWAHISCAAKDLISKLLVRDAKQRLSAAQVL QHPWVQGCAPEENTLPTPMVLQRWDSHFLPPHPCRIHVRPGGLVRTVTVNE
Notes	This product is produced by and distributed for Abnova, a company based in Taiwan.
Product Application Details	
Applications	Western Blot, ELISA, Proximity Ligation Assay
Recommended Dilutions	Western Blot 1:500, ELISA, Proximity Ligation Assay
Application Notes	Antibody reactivity against cell lysate and recombinant protein for WB. It has also been used for ELISA.

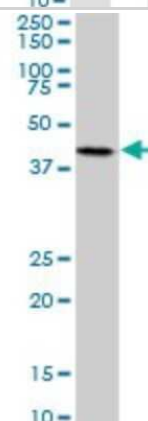


## Images

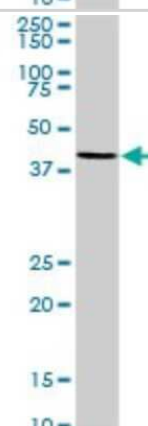
Western Blot: MNK2 Antibody (2A10) [H00002872-M07] - Analysis of MKNK2 expression in transfected 293T cell line by MKNK2 monoclonal antibody (M07), clone 2A10. Lane 1: MKNK2 transfected lysate (46.7 KDa). Lane 2: Non-transfected lysate.



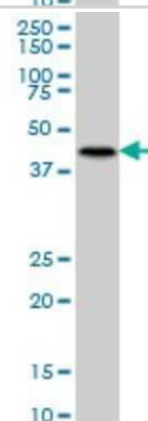
Western Blot: MNK2 Antibody (2A10) [H00002872-M07] - Analysis of MKNK2 expression in PC-12 (Cat # L012V1).



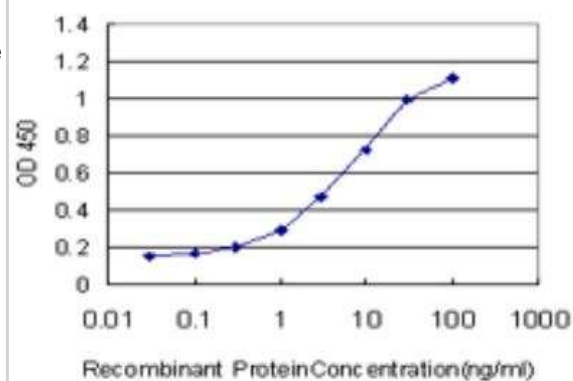
Western Blot: MNK2 Antibody (2A10) [H00002872-M07] - Analysis of MKNK2 expression in NIH/3T3 (Cat # L018V1).



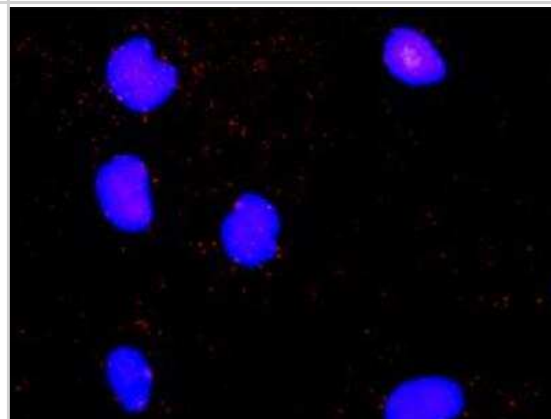
Western Blot: MNK2 Antibody (2A10) [H00002872-M07] - Analysis of MKNK2 expression in K-562 (Cat # L009V1).



ELISA: MNK2 Antibody (2A10) [H00002872-M07] - Detection limit for recombinant GST tagged MKNK2 is approximately 0.3ng/ml as a capture antibody.



Proximity Ligation Assay: MNK2 Antibody (2A10) [H00002872-M07] - Analysis of protein-protein interactions between MAPK14 and MKNK2 HeLa cells. Each red dot represents the detection of protein-protein interaction complex, and nuclei were counterstained with DAPI (blue).





### **Novus Biologicals USA**

10730 E. Briarwood Avenue  
Centennial, CO 80112  
USA  
Phone: 303.730.1950  
Toll Free: 1.888.506.6887  
Fax: 303.730.1966  
nb-customerservice@bio-techne.com

### **Bio-Techne Canada**

21 Canmotor Ave  
Toronto, ON M8Z 4E6  
Canada  
Phone: 905.827.6400  
Toll Free: 855.668.8722  
Fax: 905.827.6402  
canada.inquires@bio-techne.com

### **Bio-Techne Ltd**

19 Barton Lane  
Abingdon Science Park  
Abingdon, OX14 3NB, United Kingdom  
Phone: (44) (0) 1235 529449  
Free Phone: 0800 37 34 15  
Fax: (44) (0) 1235 533420  
info.EMEA@bio-techne.com

### **General Contact Information**

[www.novusbio.com](http://www.novusbio.com)  
Technical Support: nb-technical@bio-techne.com  
Orders: nb-customerservice@bio-techne.com  
General: novus@novusbio.com

### **Products Related to H00002872-M07**

NB820-59464	K-562 Whole Cell Lysate
HAF007	Goat anti-Mouse IgG Secondary Antibody [HRP]
NB720-B	Rabbit anti-Mouse IgG (H+L) Secondary Antibody [Biotin]
NBP1-96981-0.5mg	Mouse IgG2a Kappa Isotype Control (M2AK)

### **Limitations**

This product is for research use only and is not approved for use in humans or in clinical diagnosis. Primary Antibodies are guaranteed for 1 year from date of receipt.

For more information on our 100% guarantee, please visit [www.novusbio.com/guarantee](http://www.novusbio.com/guarantee)

Earn gift cards/discounts by submitting a review: [www.novusbio.com/reviews/submit/H00002872-M07](http://www.novusbio.com/reviews/submit/H00002872-M07)

Earn gift cards/discounts by submitting a publication using this product:  
[www.novusbio.com/publications](http://www.novusbio.com/publications)

