

Product Datasheet

FOXO3 Antibody (1B11) H00002309-M02

Unit Size: 0.1 mg

Aliquot and store at -20C or -80C. Avoid freeze-thaw cycles.

www.novusbio.com



technical@novusbio.com

Protocols, Publications, Related Products, Reviews, Research Tools and Images at:
www.novusbio.com/H00002309-M02

Updated 6/27/2023 v.20.1

Earn rewards for product
reviews and publications.

Submit a publication at www.novusbio.com/publications

Submit a review at www.novusbio.com/reviews/destination/H00002309-M02



H00002309-M02

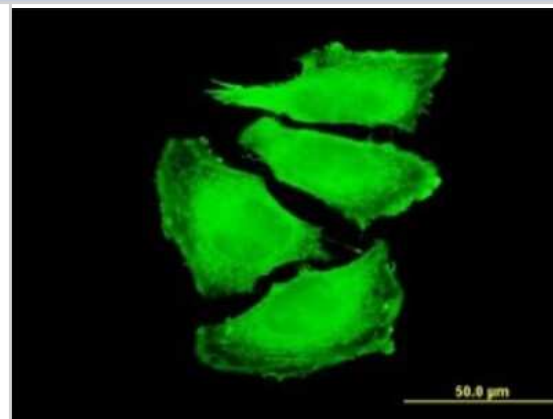
FOXO3 Antibody (1B11)

Product Information	
Unit Size	0.1 mg
Concentration	Concentrations vary lot to lot. See vial label for concentration. If unlisted please contact technical services.
Storage	Aliquot and store at -20C or -80C. Avoid freeze-thaw cycles.
Clonality	Monoclonal
Clone	1B11
Preservative	No Preservative
Isotype	IgG1 Kappa
Purity	IgG purified
Buffer	In 1x PBS, pH 7.4
Product Description	
Description	Quality control test: Antibody Reactive Against Recombinant Protein.
Host	Mouse
Gene ID	2309
Gene Symbol	FOXO3
Species	Human
Specificity/Sensitivity	forkhead box O3A
Immunogen	FOXO3A (AAH21224, 361 a.a. ~ 460 a.a) partial recombinant protein with GST tag. MW of the GST tag alone is 26 KDa. PCTVELPRLTDMAGTMNLDGLTENLMDDLLDNITLPPSQPSPTGGLMQRSSS FPYTTKGSGLGSPSTSSFNSTVFGPSSLNSLRQSPMQTIQENKPATFS
Notes	This product is produced by and distributed for Abnova, a company based in Taiwan.
Product Application Details	
Applications	ELISA, Immunocytochemistry/Immunofluorescence, Immunohistochemistry, Immunohistochemistry-Paraffin, Proximity Ligation Assay, Sandwich ELISA
Recommended Dilutions	ELISA, Immunohistochemistry, Immunocytochemistry/Immunofluorescence, Immunohistochemistry-Paraffin, Proximity Ligation Assay, Sandwich ELISA
Application Notes	Antibody reactivity against recombinant protein on ELISA. It has been used for IHC-P.

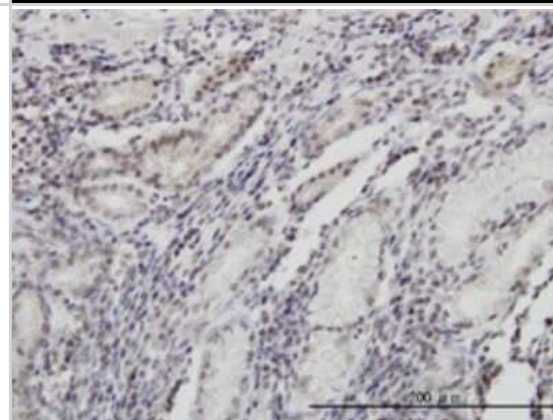


Images

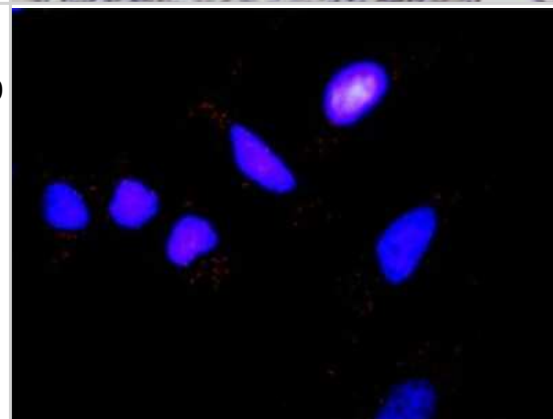
Immunocytochemistry/Immunofluorescence: FOXO3 Antibody (1B11) [H00002309-M02] - Analysis of monoclonal antibody to FOXO3 on HeLa cell . Antibody concentration 10 ug/ml.



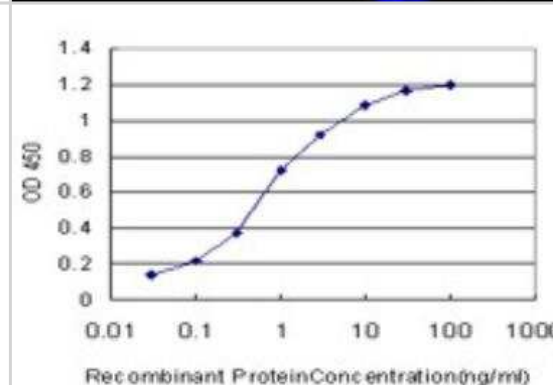
Immunohistochemistry-Paraffin: FOXO3 Antibody (1B11) [H00002309-M02] - Analysis of monoclonal antibody to FOXO3A on formalin-fixed paraffin-embedded human stomach. Antibody concentration 3 ug/ml.



Proximity Ligation Assay: FOXO3 Antibody (1B11) [H00002309-M02] - Analysis of protein-protein interactions between IKBKB and FOXO3. HeLa cells were stained with anti-ICKBKB rabbit purified polyclonal 1:1200 and anti-FOXO3 mouse monoclonal antibody 1:50. Each red dot represents the detection of protein-protein interaction complex, and nuclei were counterstained with DAPI (blue).



ELISA: FOXO3 Antibody (1B11) [H00002309-M02] - Detection limit for recombinant GST tagged FOXO3A is approximately 0.03ng/ml as a capture antibody.





Novus Biologicals USA

10730 E. Briarwood Avenue
Centennial, CO 80112
USA

Phone: 303.730.1950
Toll Free: 1.888.506.6887
Fax: 303.730.1966
novus@novusbio.com

Bio-Techne Canada

21 Canmotor Ave
Toronto, ON M8Z 4E6
Canada

Phone: 905.827.6400
Toll Free: 855.668.8722
Fax: 905.827.6402
canada.inquires@bio-techne.com

Bio-Techne Ltd

19 Barton Lane
Abingdon Science Park
Abingdon, OX14 3NB, United Kingdom
Phone: (44) (0) 1235 529449
Free Phone: 0800 37 34 15
Fax: (44) (0) 1235 533420
info.EMEA@bio-techne.com

General Contact Information

www.novusbio.com
Technical Support: technical@novusbio.com
Orders: orders@novusbio.com
General: novus@novusbio.com

Limitations

This product is for research use only and is not approved for use in humans or in clinical diagnosis. Primary Antibodies are guaranteed for 1 year from date of receipt.

For more information on our 100% guarantee, please visit www.novusbio.com/guarantee

Earn gift cards/discounts by submitting a review: www.novusbio.com/reviews/submit/H00002309-M02

Earn gift cards/discounts by submitting a publication using this product:
www.novusbio.com/publications

