

# Product Datasheet

## FKBP52/FKBP4 Antibody

### H00002288-B01P

Unit Size: 0.05 mg

Aliquot and store at -20C or -80C. Avoid freeze-thaw cycles.

[www.novusbio.com](http://www.novusbio.com)



[technical@novusbio.com](mailto:technical@novusbio.com)

Protocols, Publications, Related Products, Reviews, Research Tools and Images at:  
[www.novusbio.com/H00002288-B01P](http://www.novusbio.com/H00002288-B01P)

Updated 6/27/2023 v.20.1

Earn rewards for product  
reviews and publications.

Submit a publication at [www.novusbio.com/publications](http://www.novusbio.com/publications)

Submit a review at [www.novusbio.com/reviews/destination/H00002288-B01P](http://www.novusbio.com/reviews/destination/H00002288-B01P)



**H00002288-B01P**

FKBP52/FKBP4 Antibody

Product Information	
Unit Size	0.05 mg
Concentration	Concentrations vary lot to lot. See vial label for concentration. If unlisted please contact technical services.
Storage	Aliquot and store at -20C or -80C. Avoid freeze-thaw cycles.
Clonality	Polyclonal
Preservative	No Preservative
Isotype	IgG
Purity	Protein A purified
Buffer	PBS (pH 7.4)

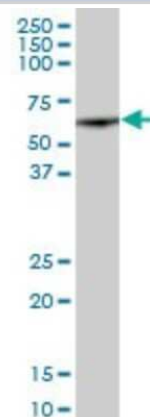
Product Description	
Description	Quality control test: Antibody reactive against mammalian transfected lysate.
Host	Mouse
Gene ID	2288
Gene Symbol	FKBP4
Species	Human
Specificity/Sensitivity	FKBP4 - FK506 binding protein 4, 59kDa,
Immunogen	FKBP4 (NP_002005.1, 1 a.a. - 459 a.a.) full-length human protein. MTAEEMKATESGAQSAPLPMEGVDISPKQDEGVLKVIKREGTGTEMPMIGDRV FVHYTGWLLDGTKFDSSLDRKDKFSFDLKGKGEVIKAWDIAIATMKVGEVCHITC KPEYAYGSAGSPPKIPPNATLVFEVELFEFKGEDLTEEEDGGIIRRIQTRGEGYA KPNEGAIVEVALEGYYKDKLFDQRELRFEIGEGENLDLPYGLERAIQRMEKGEH SIVYLKPSYAFGSVGKEKFKQIPPNAELKYELHLKSFKAKESWEMNSEEKLEQS TIVKERGTVYFKEGKYKQALLQYKKIVSWLEYESSFSNEEAQKAQALRLASHLN LAMCHLKLQAFSAAIESCNKALELDSNNEKGLFRRGEAHLAVNDFELARADFDQ KVLQLYPNNKAAKTQLAVCQQRIRRLAREKKLYANMFERLAEENKAKAEAS SGDHPTDTEMKEEQKSNTAGSQSQVETEA
Notes	This product is produced by and distributed for Abnova, a company based in Taiwan.

Product Application Details	
Applications	Western Blot, Immunocytochemistry/Immunofluorescence, Immunohistochemistry, Immunohistochemistry-Paraffin
Recommended Dilutions	Western Blot, Immunohistochemistry, Immunocytochemistry/Immunofluorescence, Immunohistochemistry-Paraffin
Application Notes	Antibody reactivity against Recombinant Protein with GST tag on ELISA and WB and also on transfected lysate in WB. GST tag alone is used as a negative control. It has been used for IF and IHC-P.

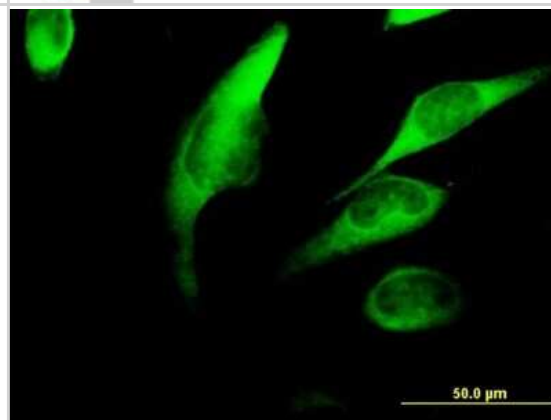


**Images**

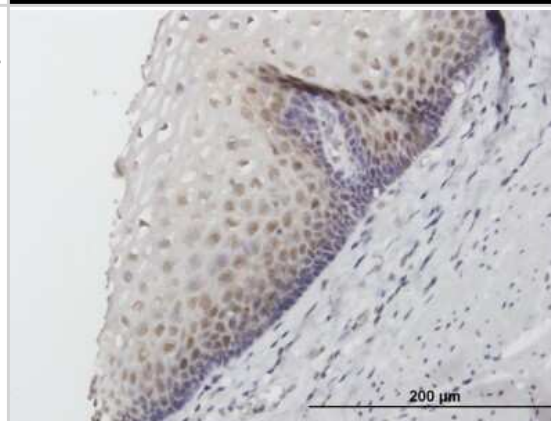
Western Blot: FKBP52/FKBP4 Antibody [H00002288-B01P] - Analysis of FKBP4 expression in human liver.



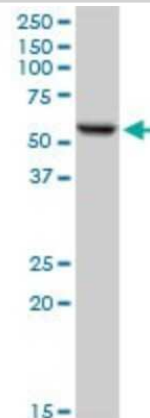
Immunocytochemistry/Immunofluorescence: FKBP52/FKBP4 Antibody [H00002288-B01P] - Analysis of purified antibody to FKBP4 on HeLa cell. (antibody concentration 10 ug/ml)



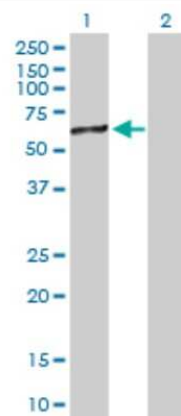
Immunohistochemistry-Paraffin: FKBP52/FKBP4 Antibody [H00002288-B01P] - Analysis of purified antibody to FKBP4 on formalin-fixed paraffin-embedded human esophagus. (antibody concentration 3 ug/ml)



Western Blot: FKBP52/FKBP4 Antibody [H00002288-B01P] - Analysis of FKBP4 expression in HeLa.



Western Blot: FKBP52/FKBP4 Antibody [H00002288-B01P] - Analysis of FKBP4 expression in transfected 293T cell line by FKBP4 polyclonal antibody. Lane 1: FKBP4 transfected lysate(50.49 KDa). Lane 2: Non-transfected lysate.





### **Novus Biologicals USA**

10730 E. Briarwood Avenue  
Centennial, CO 80112  
USA  
Phone: 303.730.1950  
Toll Free: 1.888.506.6887  
Fax: 303.730.1966  
novus@novusbio.com

### **Bio-Techne Canada**

21 Canmotor Ave  
Toronto, ON M8Z 4E6  
Canada  
Phone: 905.827.6400  
Toll Free: 855.668.8722  
Fax: 905.827.6402  
canada.inquires@bio-techne.com

### **Bio-Techne Ltd**

19 Barton Lane  
Abingdon Science Park  
Abingdon, OX14 3NB, United Kingdom  
Phone: (44) (0) 1235 529449  
Free Phone: 0800 37 34 15  
Fax: (44) (0) 1235 533420  
info.EMEA@bio-techne.com

### **General Contact Information**

www.novusbio.com  
Technical Support: technical@novusbio.com  
Orders: orders@novusbio.com  
General: novus@novusbio.com

### **Limitations**

This product is for research use only and is not approved for use in humans or in clinical diagnosis. Primary Antibodies are guaranteed for 1 year from date of receipt.

For more information on our 100% guarantee, please visit [www.novusbio.com/guarantee](http://www.novusbio.com/guarantee)

Earn gift cards/discounts by submitting a review: [www.novusbio.com/reviews/submit/H00002288-B01P](http://www.novusbio.com/reviews/submit/H00002288-B01P)

Earn gift cards/discounts by submitting a publication using this product:  
[www.novusbio.com/publications](http://www.novusbio.com/publications)

